



COUNTY OF OCEAN

DEPARTMENT OF PURCHASE

P.O. BOX 2191 ★ ADMINISTRATION BUILDING
TOMS RIVER, NEW JERSEY 08754-2191

JENNIFER L. BOWENS
PURCHASING AGENT

Phone: (732) 929-2101
Fax: (732) 288-7636

JULY 21, 2021

ADDENDUM NO. 1

HEALTH CARE SERVICES FOR THE OCEAN COUNTY DEPARTMENT OF
CORRECTIONS

COMPETITIVE CONTRACT DUE DATE – JULY 29, 2021

The specifications of this bid have been changed as follows:

Refer to attached questions, responses, and additional information.

These new pages shall be attached to and become part of the specifications.

Failure to acknowledge this addendum on the Addendum Acknowledgment form with your competitive contract submission will result in the rejection of your proposal.

O.C. DEPARTMENT OF PURCHASE

JENNIFER L. BOWENS
Purchasing Agent



SPECIAL ASSISTANCE/ACCOMMODATIONS available, please call (732) 929-2101.



Ocean County Department of Corrections
Health Care Services RFP
Responses to Vendor Questions and Attachments

July 19, 2021

- Vendor Questions and Responses
- OCDC OMS Annual Population Reports 2016 to 2021
- OCDC Financial Statements
- Current Health Care Services Contract
- Current Staffing Matrix
- Salary Rates
- Health Services Reports 2019 to 2021
- Off-site Costs 2019 to 2021
- Pharmacy Charges 2018 to 2021



July 9, 2021

Warden Sandra Mueller
Submitted via FAX to 732-506-5027

Dear Warden Mueller:

Wellpath respectfully submits the following clarifying questions regarding Ocean County's RFP for Health Care Services for the Ocean County Department of Corrections:

1. Accreditation:

- a. When was the last NCHC audit? **January 2021**
- b. Were there any deficiencies in the last audit? If so, please provide details. **Yes.**
- c. If there were any corrective actions resulting from the audit, please provide details and indicate whether all corrective actions have been completed. **Yes, all have been completed.**

Recommendations:

J-F-01 #5, #6b, c, and 6

J-E-09 #6 and 8

J-C-04 #3e and 3i

J-B-05 #2c

J-E-04-#1,8, and 9

J-E-08 #2, and

- d. If ACA accreditation is sought, will the County pay the associated fees? **Yes**

2. Population:

- a. Please confirm the average daily population (ADP) to be used for staffing and pricing. **Projected ADP is anywhere between 250 and 450.**

- b. Are there any juveniles housed in the facility? **No.**

- c. Please provide a breakdown of the inmate/detainee population included in the overall population figures, as follows:

See attached OMS Population Reports 2016 to 2021. OCDC does not contract with ICE or U.S. Marshals Service.

- i. County
- ii. State DOC
- iii. ICE
- iv. U.S. Marshals Service
- v. Work Release

Wellpath
1283 Murfreesboro Road
Suite 500
Nashville, TN 37217



- vi. Other
- d. Please provide a breakdown of the inmate/detainee population included in the overall population figures, as follows:
 - i. Male
 - ii. Female
 - iii. Transgender*

OMS is in the process of adding a record for sexual preference. * OCDC is adding a booking question regarding sexual preference.

3. Staffing:

- a. Does the facility currently use 12-hour or 8-hour shifts? Other? Both
 - i. Is this structure working well, or is a new structure desired? Works well
- b. Are there currently any unfilled positions? Yes
 - i. If so, please identify the position and length of time unfilled. RN/LPN several months
- c. Are any of the healthcare staff unionized? No
 - i. If so, please provide the appropriate bargaining agreements.
- d. Is the current staffing plan considered adequate for the facility? Yes
- e. Can more than one staffing option be provided and still be considered compliant with the RFP? No
- f. Which discipline/credential conducts the intake/receiving screening (e.g., RN, LPN)? Both
 - i. If this is a medical post, is it staffed 24/7? Not a specifically assigned post. Medical staff is avail 24/7 to complete new admission intakes.
- g. Which discipline/credential conducts the 14-day health assessment (e.g., RN, Mid-Level Practitioner, Physician)? Both Physician and Nurse Practitioner/PA.
- h. Is Nurse Sick Call conducted by RNs or by LPNs? Both
- i. Please identify and provide contact information for the following individuals:
 - i. Medical Director Dr. Donato Santangelo
 - ii. Mid-level Practitioner - Varies
 - iii. Psychiatrist - Dr. Gellar
 - iv. Dentist – Dr. Sniscak and Dr. Tekka

4. Mental Health Services:

- a. What mental health services are currently provided on site at the facility?

Current MH services include initial intakes for all inmates within 24-48 hours, individual counseling, treatment plans for special needs inmates, discharge planning,



MAT counseling, individual substance abuse counseling, weekly group therapy and substance abuse group, and crisis intervention.

- b. Are group therapy services required?
 - i. If so, what types of groups are currently provided?
 - ii. Please indicate the number of times per week each group is provided.
Groups were facilitated pre-Covid. 9 Group Therapy and 7 Substance Abuse groups weekly. Transitioning to video and tablet based groups.
- c. Are discharge planning services required? If so, please provide specific requirements.
Discharge plans initiated as early as intake. Coordinate referrals to Justice Involved Services, Ocean Mental Health and Preferred Behavioral Health. Coordinate DWI sentenced inmates to inpatient treatment facilities during their last 90 days of sentence.
- d. Are there service agreements related to the timing of mental health evaluations and/or response to mental health referrals?
Mental health referrals addressed within 24 hours.
- e. Please provide the current mental health staffing by credential/licensure and shift.
**All Master prepared clinicians.
Three full time, 3 Part time, 1 per diem
Staff consist of MA/LAC/LPC/LCSW/LCADC**
- f. Is the current mental health staffing considered adequate?
Seeking an additional Substance Abuse counselor
- g. Is mental health on-site staff coverage required for evenings and/or weekends?
 - i. If so, what hours?
MH staff coverage 7 days a week/24 hours per day
- h. Is there a requirement for 24/7 staffing by Mental Health Professionals?
MH staff are on call 24/7
- i. Is there a requirement for mental health staff's involvement with mental health court?
 - i. If so, please describe the required involvement.

No MH court involvement but MH staff assists judges, Public Defender's Office and Prosecutor's Office in discharge planning.

- j. Are mental health staff responsible for coordinating trial competency examinations and transfers?
Mental health staff assist in coordinating trial competency evaluations and transfers.
- k. Are there substance abuse treatment services offered to the inmates at the facility?
i. If so, is there a limit to the number of patients in the program?
Substance Abuse treatment services offered: MAT as well as individual/group counseling. No program limit.
- l. Is there any specialty housing available for inmates with mental health problems?
i. If so, please provide the number and capacity of mental health housing units.
There is a mental health unit for male inmates. Capacity is 10 inmates.
- m. What are the number and location of suicide watch cells?
There are three suicide watch cells. One in booking, two in medical unit.
- n. Are mental health staff performing rounds in the restricted housing unit?
i. If so, how many days per week?
Mental Health does weekly rounds in the restricted housing units, daily rounds in the infirmary and Mental Health Unit.
- o. What is the average number of inmates in the restricted housing unit(s) at the facility? Maximum of 16
- p. How many inmates are currently receiving mental health services?
Average inmates receiving MH services: 10 on the MHU, 30 prescribed psychiatric medication, 50 inmates for counseling both MH/Substance Abuse and discharge planning.
- q. Are any mental health services provided by a community services board (CSB) or private provider, other than those addressed in the RFP? No
i. If so, please identify the mental health services, personnel, and hours provided by the CSB/private provider.
ii. Will the County continue to use a CSB/private provider of mental health services in addition to those to be provided by the new Contractor?
- r. Please identify the hospital used for mental health inpatient referrals. **Ancora and Ann Klein Forensic Center**

- s. What are the requirements for mental health training for facility staff?
Assist DOC training department with Mental Health and Suicide Prevention training.

5. Mental Health Statistics: Please provide the following information:

- a. Number of attempted suicides in the past two (2) years – 5
- b. Number of deaths by suicide in the past two (2) years - 2
- c. Number of episodes of suicide watch per month in the past two (2) years
2019 average 10
2020 average 20
- d. Number of self-injurious events in the past two (2) years - 5
- e. Number of psychiatric hospitalizations in the past two (2) years - 5
- f. Number of psychiatric inpatient hospital days in the past two (2) years
- g. Total cost of psychiatric inpatient hospitalizations for each of the past two (2) years
- h. Number of episodes of restraint per month in the past two (2) years
2019 total – 0
2020 total - 4
- i. Number in restrictive housing in the past two (2) years
There is a 10-bed mental health housing unit.
- j. Number of forced psychotropic medication events in the past two (2) years - 3
- k. Number of Psychiatrist visits per month 2019/2020 monthly average - 50
- l. Number of Mental Health Professional visits per month 2019 monthly average – 1065 2020 / monthly average 795
- m. Number of mental health grievances per month. Unknown
- n. Number of episodes of seclusions per month. Zero

6. On-site Services:

See attached HSR 2019 to 2021

- a. Are there currently any specialty clinics being conducted on site? If so please identify:
 - i. Podiatry - Provider name and contact information Dr. W. Anaia DPM
 - ii. Frequency of clinic - monthly
- b. What telemedicine services are currently provided? None
- c. Please identify the following current providers:
 - i. Pharmacy services - Diamond
 - ii. Laboratory services – Labcorp/Bioreference/CMC
 - iii. Mobile X-ray services - Mobilix

- iv. Ambulance service(s) Township of Toms River EMS
 - v. Biohazardous waste removal services – Med-flex
 - d. Are X-ray services provided using on-site equipment or through a mobile X-ray provider?
 - i. If there is on-site X-ray equipment, is it film or digital? Digital
 - e. Is the dental X-ray equipment film or digital? Film
7. **On-site Service Statistics:** Please provide statistical data for the past two (2) years regarding on-site services, including but not limited to:
- See attached HSR 2019 to 2021**
- a. Intakes 2019 - 6263 / 2020 - 3209
 - b. Nurse Sick Call – 2019 -1657 Mid-level/ Physician Sick Cal - 1785
 - c. Inmate physicals – 2019 -2763
 - d. Number of inmates evaluated by the psychiatric/mental health providers – 2019- 15,232
 - e. Number of chronic care visits by type
2019 Cardiac – 212/pulmonary – 77/endocrine – 77/infectious disease – 760/Neuro – 18/other - 370
 - f. Number of on-site clinic visits by type (e.g., OB/GYN, orthopedics, ophthalmology, cardiology, etc.)
 - g. Labs 2019 – 2230/ 2020 - 2391
 - h. X-rays 2019 – 396/2020 -410
 - i. Telemedicine encounters by specialty – None
8. **Off-site Services:**
- See attached HSR 2019 to 2021**
- a. Please identify the local hospital(s) utilized for emergencies and inpatient stays.
Saint Barnabas Medical Center, Toms River NJ
 - b. Please provide a list of currently utilized off-site specialty providers and outpatient providers.
Varies. Established with various community providers that provide treatment to county detainees as needed.
9. **Off-site Service Statistics:** Please provide historical utilization statistics for the past two (2) years regarding off-site and specialty services, including but not limited to:
- See attached HSR 2019 to 2021**
- a. Total number of ER visits by facility 2019- 35 /2020 - 42
 - b. Number of ER visits that resulted in inpatient admissions 2019– 37 /2020 - 20
 - c. Number of ambulance transfers by facility – Do not track
 - d. Number of non-ambulance transfers – Do not track

- e. Number of 911 transfers – Do not tract
- f. Number of Life Flight/helicopter transfers - 0
- g. Number of inpatient admissions – 2019 -37 / 2020 - 20
- h. Number of inpatient days – 2019 – 123 / 2020 - 73
- i. Number of hospital observations same as ER visits 22 approximately
- j. Number of one-day surgeries- Not available
- k. Number of office specialty visits by provider type
 2019 ENT -7/Cardiology – 7/Dermatology – 3/Gastroenterology – 4/General Surgery – 4/Infectious disease – 9/Neurology – 1/Nephrology – 3/Oncology – 3/Ophthalmology – 30/Oral surgeon – 3/Orthopedics – 31/Podiatry -4/Surgical specialist – 6/Urology – 6/Wound care – 29/Radiology/Nuc medicine – 19/Gyn – 6/Ob Visits – 25.
 2020 ENT – 11/Cardiology – 9 /Dermatology – 6/Gastro – 9/General Surgery – 9/ Infectious disease – 5/Neurology – 1/Oncology – 29/Ophthalmology – 22/Ortho – 22/Podiatry – 1/ Pulmonary -1/Surgery specialty – 2/ Urology - 18/Wound care – 13.
- l. Number of off-site radiology exams by type (e.g., CT scan, MRI, etc.)
 2019 Nucl – 19/2020 - 7

10. Office/Medical Equipment:

- a. Please provide a list of all medical and dental equipment that will be available to the new Contractor, including the model, age, and condition.- ALL equipment is property of Ocean County
- b. How many AEDs are on site? 20
- c. Who is responsible for maintaining the AEDs—the Contractor or the County? Both

11. Dialysis:

- a. During the past two (2) years, what is the average number of individuals receiving dialysis treatments? 2019 – 0 / 2020 – 0 / 2021 -2
- b. What are the average weekly number of treatments? 3
- c. Are dialysis services provided on site or off site? Off-site
- d. Please identify the on-site and/or off-site dialysis provider. – Varies depending on the patients nephrologist
- e. How much has been spent annually on dialysis over the past two (2) years? 0

12. Medication Administration:

- a. How many med passes are conducted daily? 4 - 6
- b. Which discipline(s) conducts med passes (e.g., CMT, LPN, RN, etc.)? RN/LPN
- c. How many med carts are utilized per med pass? 4

- d. How long does the average med pass take to complete? 30 min – 3 hours
- e. Does the Facility currently utilize an electronic Medication Administration Record (eMAR)?
 - i. If so, please identify the eMAR software program. Yes Diamond - Sapphire
- f. Is there a Keep-On-Person (KOP) program at the Facility? Limited.
 - i. If so, which medications are included in the KOP program? Zinc, vitamin C, B and 81 MG aspirin

13. Pharmacy Statistics: Please provide the following information for the past two (2) years:

See attached HSR 2019 to 2021

- a. Average number of inmates on psychotropic medication(s) each month
2019 – 19 / 2020 -13
- b. Average number of inmates on HIV/AIDS medication(s) each month – 2019 -3/2020- 3
- c. Average number of inmates on Hepatitis medication(s) each month –
2019 – 0.5 /2020 - 0
- d. Average number of inmates on Hemophilia medication(s) each month - 0
- e. Average number of inmates with diabetes each month
2019 – 10 / 2020 - 10

14. Medication Assisted Treatment:

- a. Do you currently continue MAT medications (methadone/buprenorphine/naltrexone (Vivitrol))
Yes
When a patient comes into your facility already on them in the community or do you require them to detox?
Varies according to the situation and the UDS result. IF only one the current MAT the process of program eligibility is expedited.
 - i. If you continue MAT medications, what medication(s) do you provide? We offer methadone/ buprenorphine/naltrexone/vivitrol
 - ii. How many patients are you treating on average in a month by medication?
20 specific to (methadone/buprenorphine/naltrexone (Vivitrol))
See attached HSR 2019 to 2021
- b. What medication management do you currently use for your opioid dependent pregnant females? (methadone/burprenorphine, etc). That decision is up to the community provider who treats the pregnant female
- c. Do you currently induct new patients into MAT treatment at the facility prior to discharge?
 - i. If yes, what medication(s) do you provide? Yes
buprenorphine/naltrexone/vivitrol

- ii. How many are you treating on average in a month by medication? - 20
- d. If you are not currently inducting new patients into MAT treatment, are you interested in providing this service? N/A
- e. Can you provide what percentage of your intakes come in on a verified MAT program? Unknown
- f. Can you provide what percentage of your intakes have Opioid Use Disorder? Approx 49%
- g. Do you have a community provider that you currently work with for methadone? Yes
 - i. If yes please provide the name and contact information for the provider Ocean Monmouth Care and Harbor MAT
- h. Do you have grant funding for MAT? Yes.
 - i. If yes please provide details NJDOH Grant
- i. What is your anticipated budget for MAT? \$400,000.00
 - i. Have you considered costs other than staffing?
 1. Medications -yes
 2. Drug Screens - yes
 3. Labs - yes
 4. Supplies - yes
 5. Additional Custody staff - yes
 - ii. Do you want to establish a licensed and certified on-site OTP which has its own associated costs? Not at this time

15. Expenses: Please provide the following information for the past two (2) years:

- a. Total pharmacy costs. See Attached Pharmacy Charges
- b. Total psychotropic medication costs See Attached Pharmacy Charges
- c. Total HIV/AIDS medication costs See Attached Pharmacy Charges
 - i. Does the facility currently receive any assistance on HIV/AIDS medication costs? No
 - ii. If so, please explain.
- d. Total ER visit costs -
- e. Total inpatient hospitalization stay costs -
- f. Total off-site specialist visit costs
- g. Total off-site, one-day surgery costs
- h. Total pre-booking hospital costs
- i. Total ambulance service costs

See attached financial reports. These reports are not broken down into the categories requested but number of visits are tracked in HSA reports

16. Penalties:

- a. Has the current Contractor been assessed any penalties in the past two (2) years? **No.**
 - i. If so, please identify the penalty type and amount for each of the past two (2) years.

17. Information Technology:

- a. Who will be responsible for providing Internet connectivity – Client or Contractor?
Client
- b. If Client, what Internet circuits will be available for the Contractor?
 - i. Dedicated Circuit, or delivered through Client Network? **Dedicated circuit**
 - ii. Bandwidth:
- c. If Contractor, are there any preferred/existing vendors that can be leveraged to provide this service? **NO**
- d. Who will be responsible for providing Network Infrastructure (Switches and Firewall) – Client or Contractor? **Client**
 - i. If Contractor, does the current incumbent provide network infrastructure?
- e. Does the Client or current incumbent provide any wireless connectivity/access to medical? If yes, what locations are in scope? **Yes, client medication notebooks**
- f. If structured cabling is required, who is financially responsible – Client or Contractor?
Client
- g. Who is responsible for providing PC Hardware and Peripherals – Client or Contractor? (If a mixed responsibility please explain)
Client
- h. Who is responsible for providing Copiers – Client or Contractor? **Contractor**
 - i. If Client, what is the model number of the current Copier? **Canon 4225**
- i. Does the current incumbent provide time clocks? **No**
- j. Are the Clinical computers currently managed on the Client Windows Domain, Contractor Windows Domain or in a Windows Workgroup (unmanaged)? **Client**
- k. Please identify the Facility's Jail Management System (JMS). **GTL OMS**
- l. Will direct access to JMS be available on Medical computers and if so, what are the requirements (installation, network, accounts)? **Computers already in place with OMS**

18. How many intakes are conducted on average per day, per month, and per year?

See attached HSR 2019-2021

2021 YTD 1292, monthly avg. – 215, daily avg. - 7

2020 Annual - 3209, monthly avg - 268, daily avg - 9

19. When are PPDs implanted—during intake or during the 14-day health assessment? Day 7, if no PPD within the last 6 months

- a. Are PPDs implanted on all inmates or only as medically indicated? **All, unless medically contraindicated**



20. Who are the members of the proposal evaluation committee? To be determined

21. Is a Performance Bond required? - No

a. If so, in what amount?



Sincerely,

Larry Doll
Senior Vice President, Strategic Development
443-472-2812
LDoll@wellpath.us



Completed By: Warden Sandra J. Mueller

Date: July 19, 2021



July 14, 2021

Warden Sandra Mueller
Submitted via FAX to 732-506-5027

Dear Warden Mueller:

Wellpath respectfully submits the following additional clarifying questions regarding Ocean County's RFP for Health Care Services for the Ocean County Department of Corrections:

1. RFP p. 2 requires a "Certified Audit." Is this referring to audited financial statements? If not, please clarify what is being requested.
2. RFP p. 11, 5th paragraph says, "existing full-time staff retained in their same position will not receive lower hourly wages than currently being earned." To ensure we budget appropriately, please provide the current hourly wage rates for all positions in the staffing plan.
3. RFP p. 13, section 4. Time Keeping: is there currently a time keeping system in place at the Jail? If so, will it be available for use by the new Vendor?
4. RFP p. 14, section 7. Position Backfill: Are there any health services backlogs? If so, please describe.
5. RFP p. 32, section 6: For the on-site staff listed (MD, HSA, DON), will the County accept job descriptions in lieu of resumes?
6. Will the Vendor be expected to provide for document shredding services?
7. Please provide copies of monthly invoices from the current health care provider for the past six (6) months.

Sincerely,

Larry Doll
Senior Vice President, Strategic Development
443-472-2812
LDoll@wellpath.us

Wellpath
1283 Murfreesboro Road
Suite 500
Nashville, TN 37217
www.wellpathcare.com



OCEAN COUNTY DEPARTMENT OF CORRECTIONS
Health Care RFP
RESPONSES TO RFP QUESTIONS

Wellpath Questions #2 Responses

1. Certified audit refers to financial statements.
2. See attached FTE Report
3. The Kronos timekeeping system will be available to the new vendor
4. No
5. No
6. No
7. See attached Financial Statements 2020 and 2021

Prepared by: Sandra J. Mueller

July 19, 2021



ADVANCED
Correctional Healthcare, Inc.
A Division of Advanced Correctional Healthcare, Inc.



1. What ADP should we use for the proposal at Ocean County Jail?
2. Do you wish to retain any of the current medical staff?
3. On page 4 of the RFP, it states the following:

"Several years of monthly statistics will be distributed at the pre-bid conference on Monday, July 12, 2021 @10AM EST."

Since ACH did not learn of the RFP until July 12, 2021, can we please get a copy of the information provided to the other vendors?
4. On page 5 of the RFP, it states the following:

"Several years of monthly statistics will be distributed at the pre-bid conference on Monday, July 12, 2021 @10AM EST."

Since ACH did not learn of the RFP until July 12, 2021, can we please get a copy of the information provided to the other vendors?
5. On page 5 of the RFP, it states the following:

"A listing of all Office Furniture and Equipment provided for the Medical Clinic and Medical Administration areas will also be provided at the pre-bid conference."

Since ACH did not learn of the RFP until July 12, 2021, can we please get a copy of the information provided to the other vendors?
6. How many officers currently work for the Ocean County Jail?
7. Who is/are your current physician(s)?
8. Would you like the vendor to work with this physician if possible?
9. How many days is the current physician in the facility?
10. How long does the physician stay?
11. Is an NP or PA acceptable with oversight by a licensed physician?
12. Is there a supervising nurse?
 - a. If so, is he or she an RN or LPN?
 - b. Is he or she administrative only?

COMPETITIVE CONTRACT PROPOSAL FOR HEALTH CARE SERVICES FOR THE OCEAN
COUNTY DEPARTMENT OF CORRECTIONS

720 Cool Springs Blvd., Suite 100, Franklin, TN 37067
Phone: 309.692.8100 Fax: 309.692.8106



13. Who is the current pharmacy?
14. Is the county responsible for the cost of all medications in the current contract?
15. Are medications in blister packs?
 - a. Are blister packs acceptable?
16. Please provide the following information about medication administration.
 - a. Who administers medications, e.g., RNs, LPNs, medical assistants?
 - b. How are evening medications being set up for the evening correctional staff?
 - c. How many medication passes per day do you currently have and at what times?
 - d. Are medications passed out in the housing unit and by whom?
 - e. Are any medications sent with inmates/detainees upon discharge?
 - f. Are the medication carts owned by the county?
17. Are any medications allowed to be brought in from home?
18. Are any medications allowed to be "kept on person" within the jail?
 - a. If so, which are allowed?
19. Are there over-the-counter medications on commissary?
 - a. If so, are the inmates/detainees allowed to keep commissary medications on person?
20. Under the current contract, who is financially responsible for the cost of HIV medications and other AIDS-related drugs?
21. What time(s) and location(s) are sick call currently conducted?
22. Are there specific times that jail security does not want inmate/detainee movement for sick call?
 - a. If so, when?
23. Is a security officer currently present for every sick call?
24. Who is responsible for cost of medical supplies?
25. Who is responsible for the cost of labs and x-rays?
26. What on-site specialty clinics are conducted?
27. How many health assessments are performed each week?
28. Do you currently have a dentist who comes on-site?

COMPETITIVE CONTRACT PROPOSAL FOR HEALTH CARE SERVICES FOR THE OCEAN
COUNTY DEPARTMENT OF CORRECTIONS



- a. If so, how long is the dentist onsite?
 - b. How many days per week is the dentist on-site?
 - c. Does the dentist have an assistant?
29. If you do not have a dentist on-site, how many inmates/detainees do you take off-site to see the dentist in a month?
30. Do you use a mobile x-ray service?
- a. If so, who?
31. Do you currently do TB screening by asking questions?
32. Do you currently do TB skin tests on the inmates/detainees?
33. If you do TB screening, when do you complete the screening or skin tests?
34. How many TB tests did you perform in 2020? How many done so far in 2021?
35. Are there any special business license fees or taxes that are to be paid to the city or county?
36. Do you currently have a financial limit with the current contract?
- a. If so, what does it cover and how much is it?
37. Have you gone over the financial limit?
- a. If so, how many months into the contract was it before you went over the limit?
38. How much is the current co-pay?
39. Can you please provide a copy of the current medical services contract?
40. Can you please provide us with the annual spend for the following for the last three (3) years:
Pharmacy, Medical Supplies, Testing, Off-Site Medical Claims?
41. Would you like the new contractor to re-price all medical claims?
42. May we provide an alternate proposal?
43. Would the county prefer the vendor to review/verify the inmate/detainee medical bills, apply any discounts and pay the invoice for the county (act as a third-party administrator)?
44. Is there a dedicated fax line to medical?
- a. If not, is a fax line available?

**COMPETITIVE CONTRACT PROPOSAL FOR HEALTH CARE SERVICES FOR THE OCEAN
COUNTY DEPARTMENT OF CORRECTIONS**

720 Cool Springs Blvd., Suite 100, Franklin, TN 37067
Phone: 309.692.8100 Fax: 309.692.8106



- 45. What computer equipment is available already in the medical suite/booking area for nurses to use if you get EMR?
- 46. Is there internet connection already in the medical/booking unit? Who pays for the internet services in the medical unit? Is it wireless or hardwire internet connection?
- 47. Can we please have a copy of all questions/answers received by other vendors?
- 48. Are any members of the jail's current health service workforce unionized? If yes, please provide the following:
 - a. A copy of each union contract
 - b. Complete contact information for a designated contact person at each union
 - c. The number of union grievances that resulted in arbitration cases over the last 12 months.
- 49. When is the next NCCHC accreditation date? Can we get a copy of the last audit?
- 50. Is the jail currently subject to any court orders or legal directives? If yes, please provide copies of the order/directive.
- 51. Of the total population, how many are:

County	
ICE	
US Marshal	
Juveniles	
Native American	
Federal	
DOC	
Work Release	
Indigent	
Other	

- 52. Does your jail provide mental health services to inmates/detainees? If no, please go to question 59. If yes, please answer questions 53-58.
 Yes No
- 53. Can inmates/detainees request mental health services?
 Yes No
 - a. If yes, are inmates/detainees charged a fee for mental health services?
 Yes No
- 54. Indicate who provides mental health services. (Check all that apply)

COMPETITIVE CONTRACT PROPOSAL FOR HEALTH CARE SERVICES FOR THE OCEAN COUNTY DEPARTMENT OF CORRECTIONS

720 Cool Springs Blvd., Suite 100, Franklin, TN 37067
 Phone: 309.692.8100 Fax: 309.692.8106



- _____ County agency (Human or Social Services, etc.)
- _____ Contracted provider
- _____ Jail/sheriff's department hired staff.
- _____ Other (please explain)

55. Is your mental health program accredited by any professional organization? (NCCHC, ACA)
 _____ Yes _____ No

56. What mental health services are available to inmates/detainees in your jail? (Check all that apply)

- _____ Crisis intervention
- _____ Medications and their management
- _____ Psychiatric medications and their management
- _____ Referral of inmates/detainees to mental health provider
- _____ Individual counseling/therapy
- _____ Group counseling/therapy
- _____ Substance abuse treatment/services
- _____ In-depth physical evaluation assessment (typically occurs after 14 days in custody - includes mental health issues)
- _____ Case management
- _____ Release planning
- _____ Other (please explain)

57. Is crisis intervention available 24 hours per day/7 days per week?
 _____ Yes _____ No

58. Indicate the titles of the provider(s) of mental health services in your jail. Please check all that apply and indicate the average number of hours per week for each.

- _____ Psychiatrist -- _____ hours/week
- _____ Psychologist -- _____ hours/week
- _____ Masters Level Social Worker -- _____ hours/week
- _____ Registered Nurse (RN) -- _____ hours/week
- _____ Nurse Practitioner -- _____ hours/week
- _____ Licensed Practical Nurse (LPN) -- _____ hours/week
- _____ Jail Chaplain - _____ hours/week
- _____ Other (please explain) -- _____ hours/vweek

59. Indicate the level of screening for inmates/detainees at your jail. (Check all that apply)

- _____ Basic intake health screening, generally done at booking for medical and mental health issues by correctional officer.
- _____ Separate screening tool specific to mental health/suicide prevention issues completed by correctional officer.

COMPETITIVE CONTRACT PROPOSAL FOR HEALTH CARE SERVICES FOR THE OCEAN COUNTY DEPARTMENT OF CORRECTIONS



ADVANCED
Correctional Healthcare, Inc.
Improving lives, one day at a time.



_____ Separate screening tool specific to mental health/suicide prevention issues completed by RN or mental health professional.
_____ Other (please explain) _____

60. Is there a secondary review of screening reports for accuracy, completeness, legibility, and the referral process? (e.g., by first line supervisor, jail nurse, etc.)
_____ Yes, by whom? _____ No

61. Is staff required to use a prescribed form when making mental health referrals?
_____ Yes _____ No

62. Are arresting/transporting officers and probation agents, etc. required to complete a pre-incarceration form identifying mental health risk issues? _____ Yes _____ No

63. Does your jail staff receive ongoing training on mental health issues?
_____ Yes, How often? (please explain) _____

_____ How is training delivered? (please explain) _____

_____ No

64. Does your jail staff receive ongoing training on suicide prevention issues?
_____ Yes, How often? (please explain) _____

_____ How is training delivered? (please explain) _____

_____ No

65. Please list the programs offered to inmates/detainees in your jail, such as education, religious, recreation, life skills, substance abuse, etc.

COMPETITIVE CONTRACT PROPOSAL FOR HEALTH CARE SERVICES FOR THE OCEAN COUNTY DEPARTMENT OF CORRECTIONS

720 Cool Springs Blvd., Suite 100, Franklin, TN 37067
Phone: 309.692.8100 Fax: 309.692.8106

OCEAN COUNTY DEPARTMENT OF CORRECTIONS
Health Care RFP
Responses to RFP Questions from Advanced Correctional Health Care, Inc.

1. Projected ADP between 250 and 450. This is a cost-plus model and the ADP only has relevance when you are setting the initial staffing matrix and the baseline for expenses
2. Yes
3. See attached OMS Population Reports 2016 to current
4. Duplicate of question 3
5. There is no listing of all furniture and equipment for medical clinic and medical administration. County owns the furniture and equipment.
6. 203
7. Dr. Donato Santangelo and Dr. Henry Yu
8. Yes
9. Physicians 5 days a week. NP/PA 2 days.
10. 4 hours per day 5 days per week
11. Yes
12. There is a Director of Nursing who is a RN. This position is not administrative only.
13. Diamond Pharmacy
14. Medications are a pass through cost
15. Yes
16. a: RN's and LPN's administer medications
b: RN's and LPN's administer medications on day and evening shifts
c: Minimum of two medication passes a day, more as necessary by inmates specific prescription
d: Medications are passed out in the housing units by LPNs and RN's
e: Medication are sent with inmates upon discharge. 30 day for mental health and two weeks for regular prescriptions.

f: Medication carts are not owned by the County

17. Medications are allowed to be brought in from home as approved by physician

18. Zinc, vitamin C, B and 81 MG aspirin

19. Yes.

a. Advil, Tylenol, Benadryl, allergy medications, antacids

20. All medications are a pass through cost borne by the County of Ocean.

21. Physician/NP/PA conduct sick call in or at the housing units 1 time a day. Nursing sick call conducted at housing units multiple times per day as needed.

22. Yes. During meals, shift changes and emergencies as determined by the OIC.

23. Yes.

24. Medical supplies are a pass through cost borne by the County

25. Labs and x-rays are a pass through cost borne by the County

26. On-site Specialty clinics:

i. Podiatry / Provider name and contact information Dr. W. Anaia DPM

ii. Frequency of clinic - monthly

27. Weekly health assessment performed each week.

See Attached Health Services Reports (HSR) 2019, 2020, 2021

28. Dentist is on-site

a. 8 hours a day

b. 2 days a week

c. Yes.

29. See above

30. Yes. MobileX

31. Yes.

32. Yes.

33. Nurses do TB screening and testing at booking health care screening

34. 2019 -- 2122
2020 -- 1420
2021 - 720
35. NO
36. The administrative fee is the same every month of the contract. This covers all administrative costs of the contract. All other costs associated with inmate health care are pass-through cost billed to the county.
37. No
38. \$5.00
39. See attached medical services contract
40. See attached Off-Site costs, Pharmacy Cost 2018 to 2021
41. No
42. No
43. No
44. Yes. There is a dedicated fax line to medical
45. 20 computers in medical area owned by county
46. Internet connection. Hardwired
47. Yes. See attached Wellpath Questions and Wellpath Questions 2.
48. Not unionized
49. Next NCCHC accreditation date Jan 1, 2024
50. No.
51. See attached OMS Inmate Population Reports 2016 to 2021. OCDC does not have a contract to house ICE detainees or Federal Marshal Prisoners.
52. Yes.
53. Yes.
54. Health Care Contract mental health staff provide all mental health services

55. No.
56. Vendor provides all mental health services listed
57. Crisis intervention is available 24 hours per day, 7 days per week.
58. See attached Current Staffing Matrix
59. Level of Screening:
- a. Basic intake health screening done at booking by corrections officer
 - b. Separate Screening questions at booking specific to mental health suicide risk done by corrections officer
 - c. Separate screening by RN at booking for medical and mental health
60. Secondary review of screening reports is done by DON
61. Yes
62. No
63. Staff receives ongoing training on mental health annually in the classroom.
64. Staff receives ongoing training suicide annually in the classroom
65. Inmate programs:
- a. Religious
 - b. Educational (GED, Basic Skills, ESL)
 - c. NA and AA
 - d. Vocational Counseling
 - e. Substance abuse groups and counseling
 - f. Recreation and Library
 - g. Veterans Programs

Prepared by: _____

Sandra J. Mueller

July 19, 2021



Monthly/Yearly Statistics

Date Range: 01/01/16 00:00 to 12/31/16 23:59

MAIN

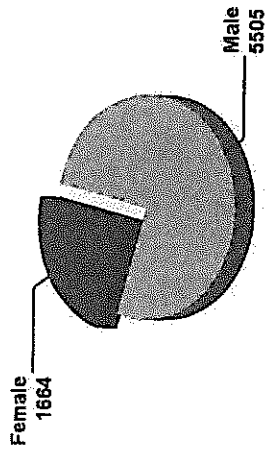
----- All Inmates -----

Month	Average Daily Population	Males	Females
1/2016	574	488	86
2/2016	607	505	102
3/2016	592	497	95
4/2016	648	543	105
5/2016	624	531	93
6/2016	623	527	96
7/2016	620	519	101
8/2016	625	522	103
9/2016	636	527	109
10/2016	591	481	110
11/2016	632	511	121
12/2016	602	501	101

**Average Daily Population from
01/01/16 00:00 to 12/31/16 23:59
615**

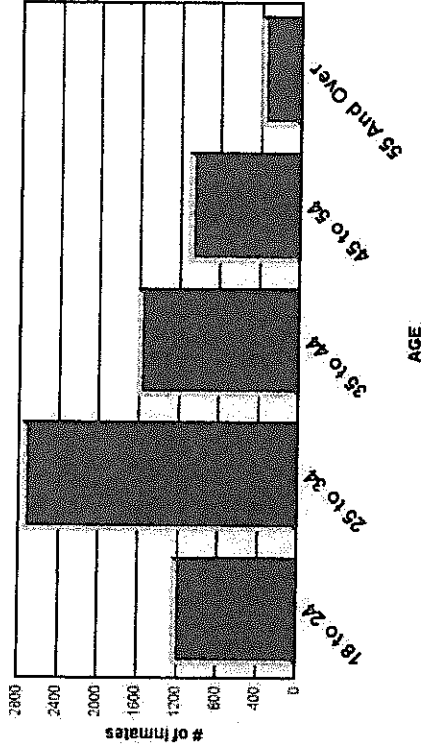
Population by Gender

Total Men:	5,505	76.79%
Total Women:	1,664	23.21%
Total Population:	7,169	



Population by Age

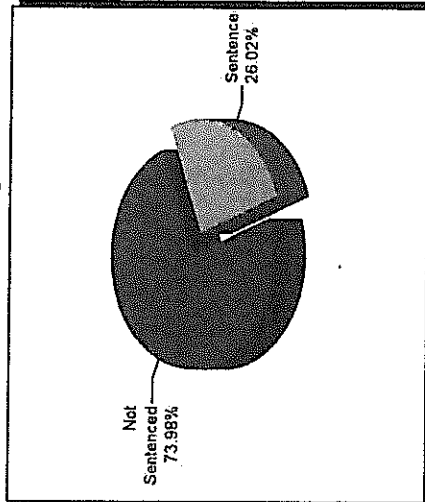
Age Profile	Count	Percentage
< 18:	0	0.00%
18-24:	1,257	17.53%
25-34:	2,774	38.69%
35-44:	1,621	22.61%
45-54:	1,115	15.55%
55+:	402	5.61%



Inmates With The Top 10 Longest Lengths of Stay As Of: 12/08/2017

Booking #	Race	Gender	Book Date	LOS (Days)
15-186757	HISPANIC	Male	01/04/2016	705
15-186758	HISPANIC	Male	01/04/2016	705
15-187476	HISPANIC	Male	02/07/2016	671
15-186737	WHITE	Male	01/04/2016	668
15-187640	BLACK	Male	02/16/2016	662
15-187648	WHITE	Male	02/16/2016	662
15-187803	BLACK	Male	02/25/2016	653
15-186858	BLACK	Male	01/08/2016	649
15-188426	HISPANIC	Male	03/24/2016	625
15-188570	WHITE	Male	03/30/2016	619

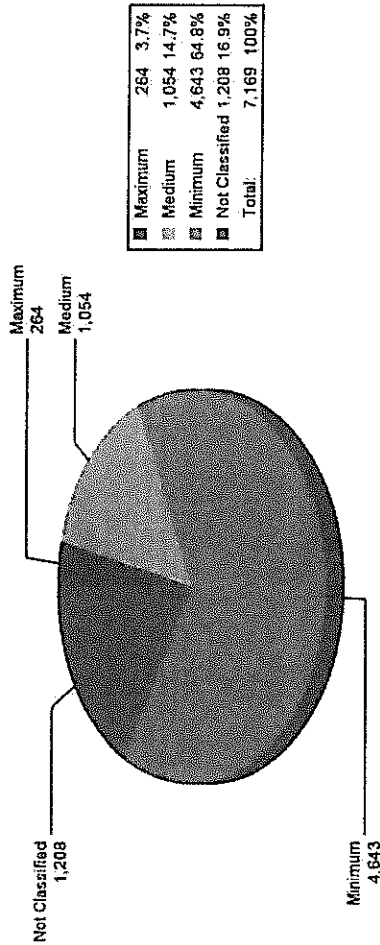
Population by Charge Status



Inmates By Race

	Male	Female	Total
AMERICAN INDIAN	3	0	3
ASIAN/ PAC IS	11	0	11
BLACK	1,236	226	1,462
HISPANIC	623	76	699
OTHER	40	8	48
UNKNOWN	5	1	6
WHITE	3,587	1,353	4,940
Total	5,505	1,664	7,169

Inmates By Classification



Inmates By Marital Status


	Male	Female	Total
Divorced	489	187	676
Married	601	197	798
SEPARATED	113	84	197
SINGLE	4,249	1,155	5,404
UNKNOWN	2	0	2
WIDOWED	31	32	63
Undefined	20	9	29
Total	5,505	1,664	7,169

Inmates By Charge Status & Offense

	Male		Female		Total
	Not Sentenced	Sentenced	Not Sentenced	Sentenced	
Other	4,416	1,639	1,368	478	7,169
Total	4,416	1,639	1,368	478	7,169


Commitments

01/01/16 00:00 - 12/31/16 23:59



Releases

01/01/16 00:00 - 12/31/16 23:59



Recidivism Rate from 01/01/16 00:00 to 12/31/16 23:59:

65.63 %

This recidivism rate is calculated by cycling through each commitment for each individual that occurred during the date range supplied to generate this report. The report looks in the database to see if, based on the permanent number of an individual, there were ever any other commitments for said individual. It tabulates the number of first-timers and the number of recidivists, then divides each by the sum of both types.

Average Days Served

Inmate Sex

	Average (Days)
Female	35
Male	58

Inmate Race

	Average (Days)
African American	69
Other	62
White	46

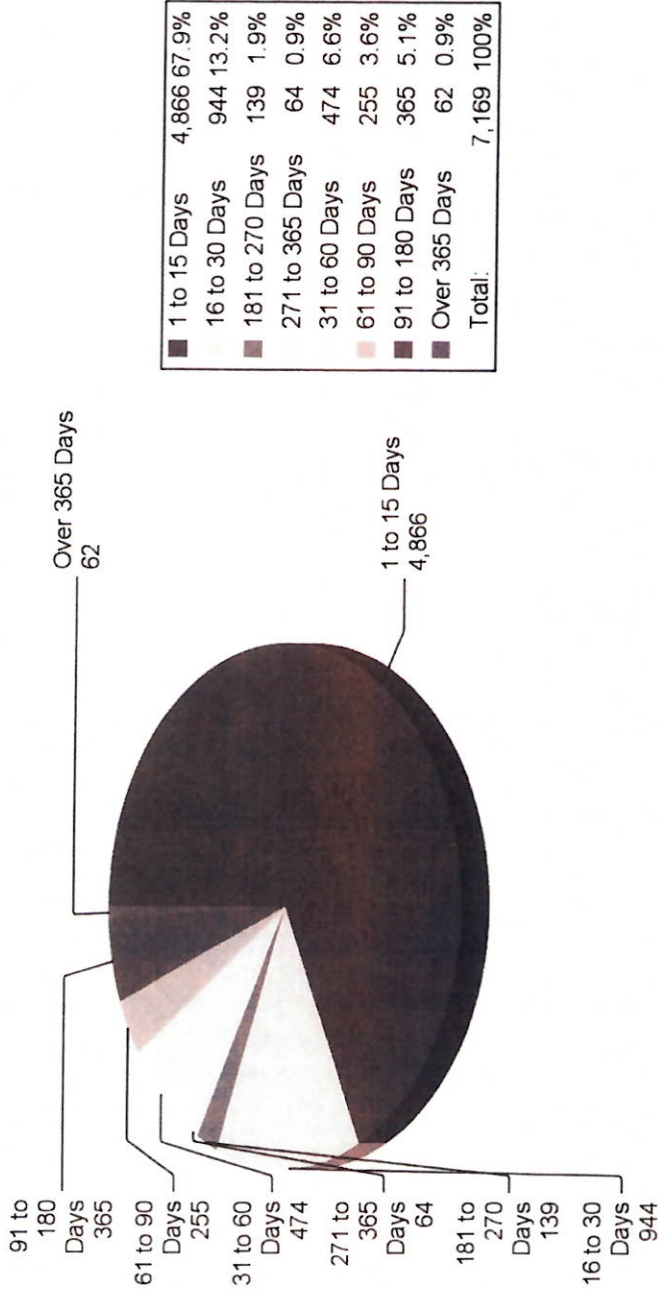
Inmate Classification

	Average (Days)
Maximum	153
Medium	89
Minimum	38
Not Classified	9

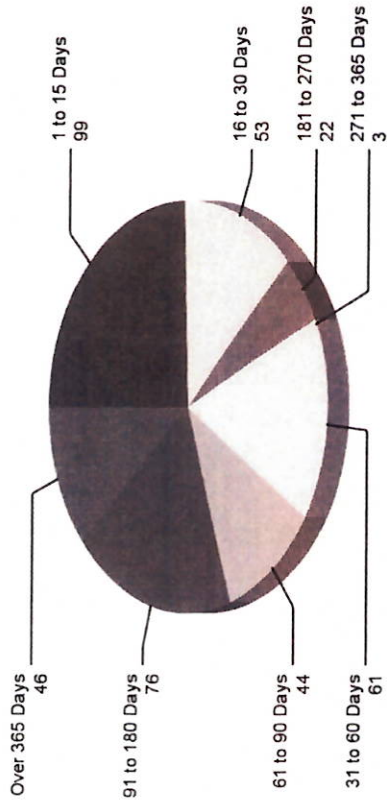
Marital Status

	Average (Days)
DIVORCED	31
MARRIED	49
N/A	75
SEPARATED	49
SINGLE	56
UNKNOWN	45
WIDOWED	34

Inmate Length Of Stay Analysis - Date Range: 1/1/16 0:00 to 12/31/16 23:59



Inmate Length Of Stay Analysis - Current Active Inmate Population



1 to 15 Days	99	24.5%
16 to 30 Days	53	13.1%
181 to 270 Days	22	5.4%
271 to 365 Days	3	0.7%
31 to 60 Days	61	15.1%
61 to 90 Days	44	10.9%
91 to 180 Days	76	18.8%
Over 365 Days	46	11.4%
Total:	404	100%

CUSTODY STATUS SUMMARY REPORT - HISTORICAL

INMATES BOOKED BETWEEN: 01/01/16 00:00 to 12/31/16 23:59

RUN DATE: 12/08/2017 7:07

CODE	CUSTODY STATUS	# INMATES	% OF TOTAL
------	----------------	-----------	------------

FEMALES

11	PENDING MUNICIPAL COURT HEARING	526	7.34%
22	PENDING GRAND JURY	265	3.70%
25	PENDING SUPERIOR COURT TRIAL	120	1.67%
26	PENDING SUPERIOR COURT SENTENCE	32	0.45%
28	PENDING DRUG COURT	67	0.93%
31	MUNICIPAL COURT SENTENCE	102	1.42%
34	MUNICIPAL DRP/CAMP PROGS	46	0.64%
41	SUPERIOR COURT SENTENCE	107	1.49%
44	SUPERIOR DRP/CAMP PROGS	4	0.06%
45	DRUG COURT	81	1.13%
51	PENDING ST PRISON	20	0.28%
52	PENDING VOP	90	1.26%
65	FAMILY COURT HOLD	131	1.83%
68	TEMPORARY CUSTODY	61	0.85%
72	FUGITIVE	12	0.17%
		1,664	23.21%

MALES

11	PENDING MUNICIPAL COURT HEARING	1,420	19.81%
22	PENDING GRAND JURY	913	12.74%
25	PENDING SUPERIOR COURT TRIAL	314	4.38%
26	PENDING SUPERIOR COURT SENTENCE	115	1.60%
28	PENDING DRUG COURT	185	2.58%
31	MUNICIPAL COURT SENTENCE	388	5.41%
34	MUNICIPAL DRP/CAMP PROGS	101	1.41%
41	SUPERIOR COURT SENTENCE	326	4.55%
44	SUPERIOR DRP/CAMP PROGS	20	0.28%
45	DRUG COURT	236	3.29%
51	PENDING ST PRISON	200	2.79%
62	PENDING VOP	175	2.44%
63	PENDING PV-STATE	31	0.43%
64	PENDING ISP VIOLATION	36	0.50%
65	FAMILY COURT HOLD	689	9.61%
68	TEMPORARY CUSTODY	274	3.82%
72	FUGITIVE	65	0.91%
75	INS DETAINEE	16	0.22%
		5,504	76.79%

Monthly/Yearly Statistics

Monthly/Yearly Statistics

Date Range: 01/01/17 00:00 to 12/31/17 23:59

MAIN

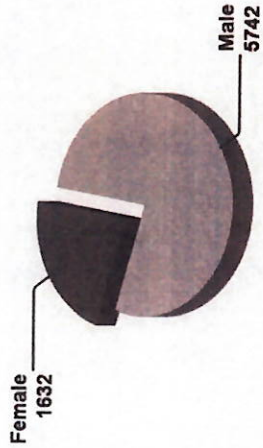
----- All Inmates -----

Month	Average Daily Population	Males	Females
1/2017	555	461	94
2/2017	526	436	90
3/2017	554	452	102
4/2017	479	402	77
5/2017	443	366	77
6/2017	452	373	79
7/2017	436	360	76
8/2017	438	379	59
9/2017	482	398	84
10/2017	469	394	75
11/2017	449	381	68
12/2017	436	374	62

**Average Daily Population from
01/01/17 00:00 to 12/31/17 23:59
477**

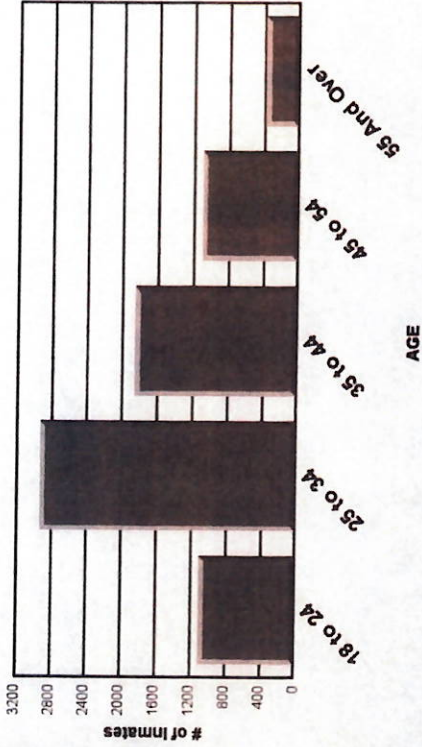
Population by Gender

Total Men:	5,742	77.87%
Total Women:	1,632	22.13%
Total Population:	7,374	



Population by Age

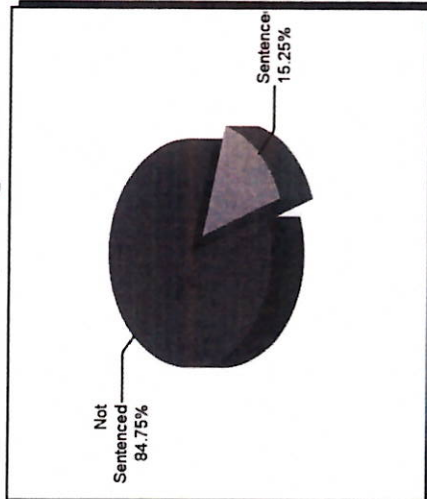
Age Profile	Count	Percentage
< 18:	0	0.00%
18-24:	1,106	15.00%
25-34:	2,932	39.76%
35-44:	1,854	25.14%
45-54:	1,099	14.90%
55+:	383	5.19%



Inmates With The Top 10 Longest Lengths of Stay As Of: 01/01/2018

Booking #	Race	Gender	Book Date	LOS (Days)
15-194736	WHITE	Male	02/13/2017	323
15-195281	WHITE	Male	03/11/2017	297
15-195017	BLACK	Male	02/26/2017	287
15-195526	WHITE	Male	03/23/2017	285
15-195555	BLACK	Male	03/25/2017	283
15-195137	WHITE	Male	03/04/2017	276
15-195735	WHITE	Male	04/03/2017	274
15-195744	WHITE	Male	04/03/2017	274
15-194501	WHITE	Female	02/01/2017	273
15-195822	WHITE	Male	04/07/2017	270

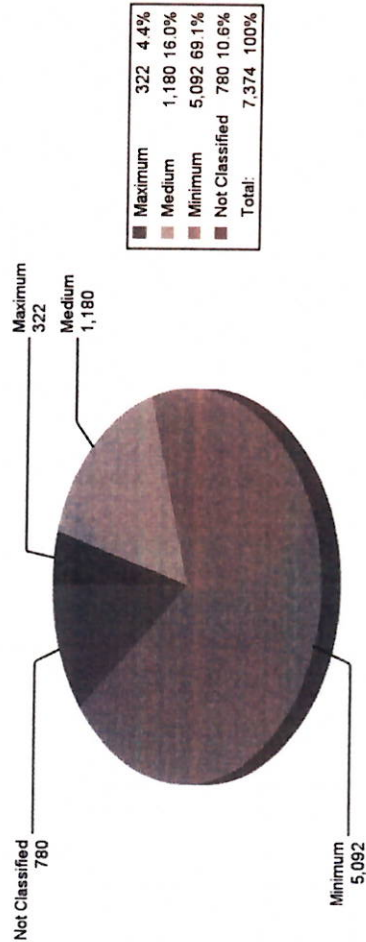
Population by Charge Status



Inmates By Race

	Male	Female	Total
AMERICAN INDIAN	4	0	4
ASIAN/ PAC IS	8	2	10
BLACK	1,385	251	1,636
HISPANIC	630	79	709
OTHER	35	3	38
UNKNOWN	3	1	4
WHITE	3,677	1,296	4,973
Total	5,742	1,632	7,374

Inmates By Classification



Inmates By Marital Status


	Male	Female	Total
Divorced	495	151	646
Married	590	188	778
SEPARATED	135	81	216
SINGLE	4,474	1,176	5,650
UNKNOWN	0	1	1
WIDOWED	26	31	57
Undefined	22	4	26
Total	5,742	1,632	7,374

Inmates By Charge Status & Offense

	Male		Female		Total
	Not Sentenced	Sentenced	Not Sentenced	Sentenced	
Other	5,027	1,117	1,405	337	7,374
Total	5,027	1,117	1,405	337	7,374

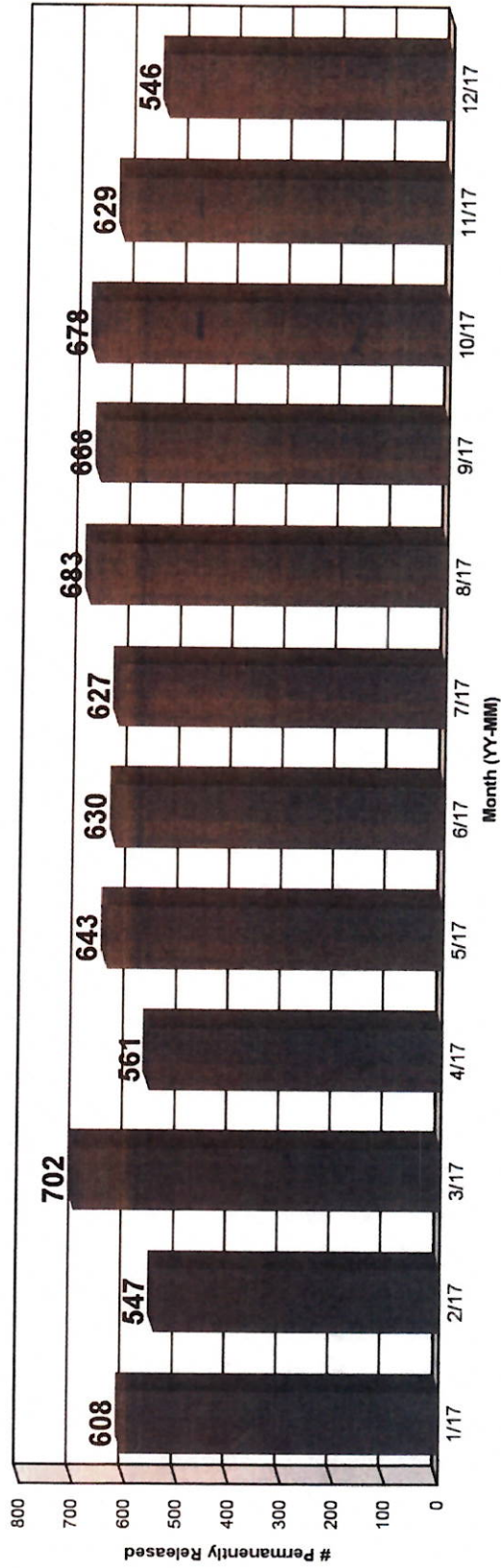
Commitments

01/01/17 00:00 - 12/31/17 23:59



Releases

01/01/17 00:00 - 12/31/17 23:59



Recidivism Rate from 01/01/17 00:00 to 12/31/17 23:59:

65.45 %

This recidivism rate is calculated by cycling through each commitment for each individual that occurred during the date range supplied to generate this report. The report looks in the database to see if, based on the permanent number of an individual, there were ever any other commitments for said individual. It tabulates the number of first-timers and the number of recidivists, then divides each by the sum of both types.

Average Days Served

Inmate Sex		Average (Days)
Female		20
Male		27

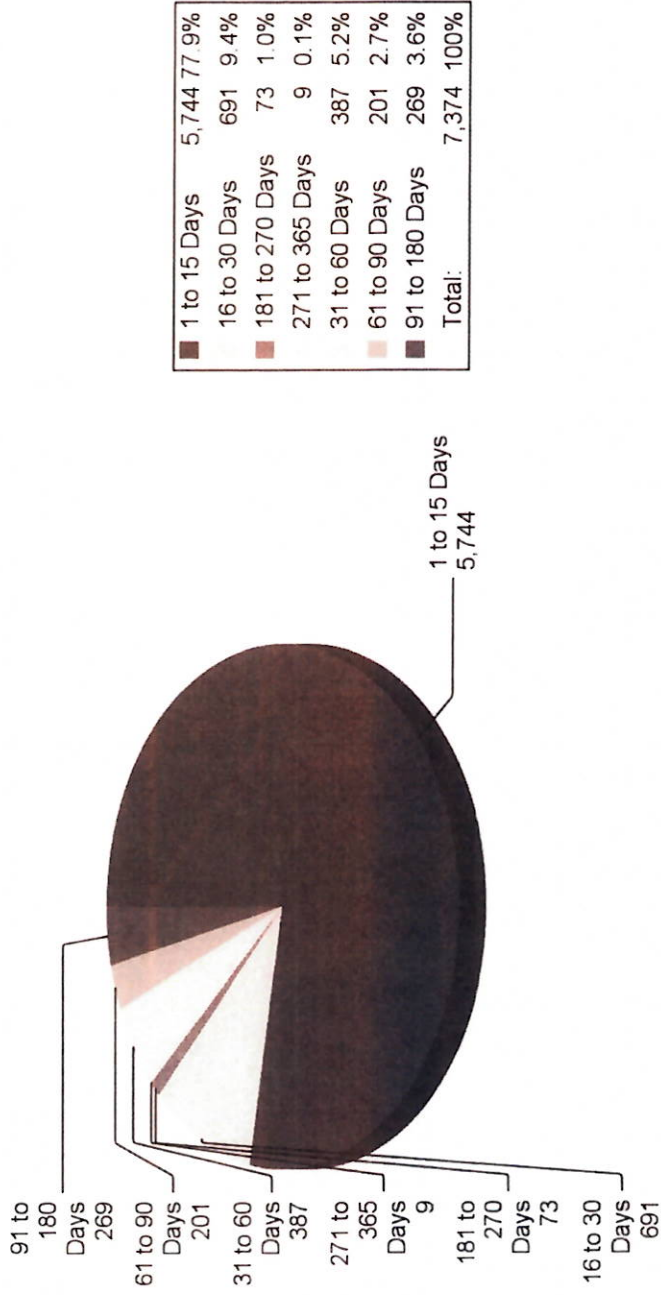
Inmate Race		Average (Days)
African American		28
Other		23
White		25

Inmate Classification		Average (Days)
Maximum		57
Medium		38
Minimum		20
Not Classified		6

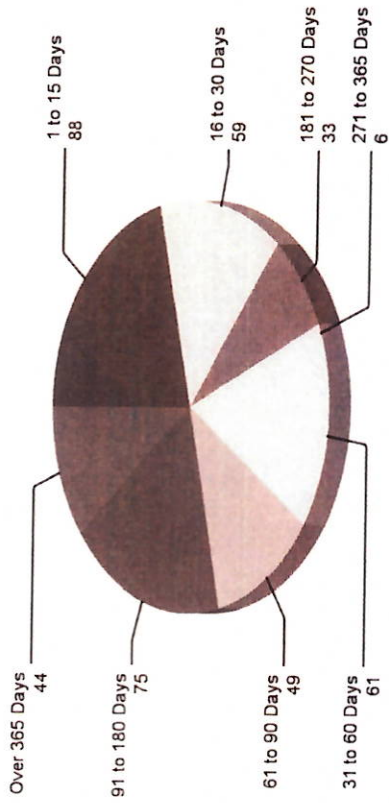
Marital Status

	Average (Days)
COMMON LAW	3
DIVORCED	27
MARRIED	32
N/A	10
SEPARATED	18
SINGLE	25
UNKNOWN	3
WIDOWED	20

Inmate Length Of Stay Analysis - Date Range: 1/1/17 0:00 to 12/31/17 23:59



Inmate Length Of Stay Analysis - Current Active Inmate Population



1 to 15 Days	88	21.2%
16 to 30 Days	59	14.2%
181 to 270 Days	33	8.0%
271 to 365 Days	6	1.4%
31 to 60 Days	61	14.7%
61 to 90 Days	49	11.8%
91 to 180 Days	75	18.1%
Over 365 Days	44	10.6%
Total:	415	100%

CUSTODY STATUS SUMMARY REPORT - HISTORICAL

INMATES BOOKED BETWEEN: 01/01/17 00:00 to 12/31/17 23:59

RUN DATE: 01/01/2018 11:17

CODE	CUSTODY STATUS	# INMATES	% OF TOTAL
FEMALES			
11	PENDING MUNICIPAL COURT HEARING	522	7.08%
22	PENDING GRAND JURY	250	3.39%
25	PENDING SUPERIOR COURT TRIAL	89	1.21%
26	PENDING SUPERIOR COURT SENTENCE	50	0.68%
28	PENDING DRUG COURT	130	1.76%
31	MUNICIPAL COURT SENTENCE	81	1.10%
34	MUNICIPAL DRP/CAMP PROGS	51	0.69%
41	SUPERIOR COURT SENTENCE	73	0.99%
44	SUPERIOR DRP/CAMP PROGS	2	0.03%
45	DRUG COURT	27	0.37%
51	PENDING ST PRISON	19	0.26%
62	PENDING VOP	68	0.92%
63	PENDING PV-STATE	4	0.05%
64	PENDING ISP VIOLATION	9	0.12%
65	FAMILY COURT HOLD	156	2.12%
68	TEMPORARY CUSTODY	81	1.10%
72	FUGITIVE	19	0.26%
75	INS DETAINEE	1	0.01%
		1,632	22.13%
MALES			
11	PENDING MUNICIPAL COURT HEARING	1,591	21.58%
22	PENDING GRAND JURY	1,096	14.86%
25	PENDING SUPERIOR COURT TRIAL	211	2.86%
26	PENDING SUPERIOR COURT SENTENCE	124	1.68%
28	PENDING DRUG COURT	368	4.99%
31	MUNICIPAL COURT SENTENCE	264	3.58%
34	MUNICIPAL DRP/CAMP PROGS	89	1.21%
41	SUPERIOR COURT SENTENCE	296	4.01%
44	SUPERIOR DRP/CAMP PROGS	18	0.24%
45	DRUG COURT	109	1.48%
51	PENDING ST PRISON	142	1.93%
60	PENDING PV-COUNTY	1	0.01%
62	PENDING VOP	155	2.10%
63	PENDING PV-STATE	41	0.56%
64	PENDING ISP VIOLATION	55	0.75%
65	FAMILY COURT HOLD	814	11.04%
68	TEMPORARY CUSTODY	292	3.96%
72	FUGITIVE	57	0.77%
75	INS DETAINEE	19	0.26%
		5,742	77.87%

Monthly/Yearly Statistics

MAIN

----- All Inmates -----

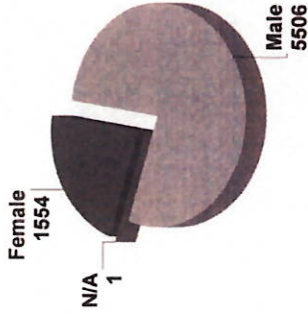
Date Range: 01/01/18 00:00 to 12/31/18 23:59

Month	Daily Population	Average	Males	Females
1/2018	416		354	62
2/2018	442		375	67
3/2018	444		375	69
4/2018	463		403	60
5/2018	426		365	61
6/2018	441		373	68
7/2018	429		360	69
8/2018	430		368	62
9/2018	415		362	53
10/2018	413		353	60
11/2018	404		349	55
12/2018	381		329	52

**Average Daily Population from
01/01/18 00:00 to 12/31/18 23:59
425**

Population by Gender

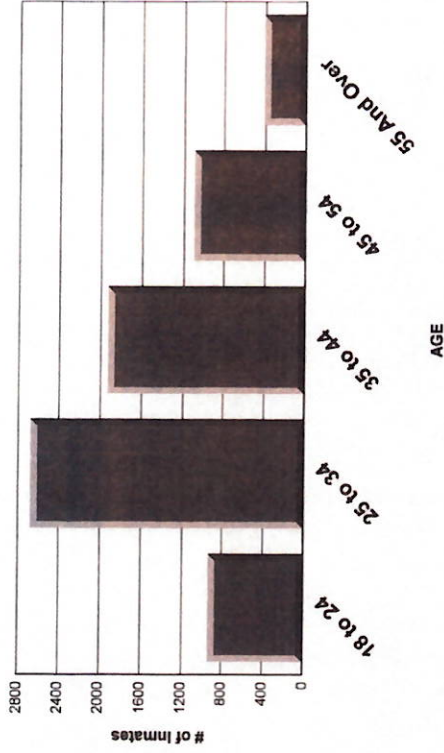
Total Men:	5,506	77.98%
Total Women:	1,554	22.01%
Total Population:	7,061	



Population by Age

Age Profile


Age Group	Count	Percentage
< 18:	0	0.00%
18-24:	938	13.28%
25-34:	2,682	37.98%
35-44:	1,927	27.29%
45-54:	1,099	15.56%
55+:	414	5.86%



Inmates With The Top 10 Longest Lengths of Stay As Of: 12/31/2018

Booking #	Race	Gender	Book Date	LOS (Days)
15-201481	WHITE	Male	01/10/2018	356
15-201660	BLACK	Male	01/18/2018	348
15-201486	HISPANIC	Male	01/10/2018	335
15-201996	BLACK	Male	02/02/2018	333
15-202076	HISPANIC	Male	02/06/2018	329
15-202162	HISPANIC	Male	02/09/2018	326
15-202297	BLACK	Male	02/16/2018	319
15-202326	WHITE	Male	02/17/2018	318
15-202329	HISPANIC	Male	02/17/2018	318
15-202330	BLACK	Male	02/17/2018	318


Population by Charge Status



Inmates By Race

	Male	Female	N/A	Total
AMERICAN INDIAN	0	0	1	1
ASIAN/ PAC IS	4	0	0	4
BLACK	15	1	0	16
HISPANIC	1,385	232	0	1,617
OTHER	622	90	0	712
UNKNOWN	30	3	0	33
WHITE	7	0	0	7
Total	3,443	1,228	0	4,671
	5,506	1,554	1	7,061

Inmates By Classification



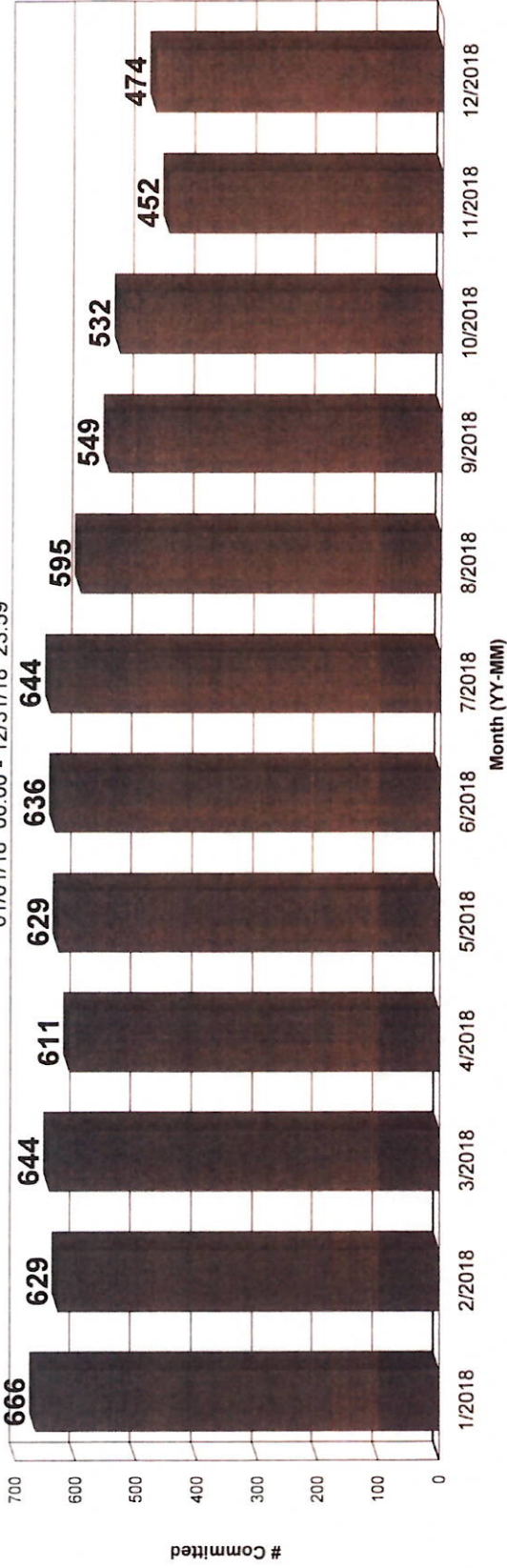
Inmates By Marital Status

	Male	Female	N/A	Total
Divorced	501	152	0	653
Married	603	148	0	751
SEPARATED	139	85	0	224
SINGLE	4,217	1,140	0	5,357
WIDOWED	32	28	0	60
Undefined	14	1	1	16
Total	5,506	1,554	1	7,061


Inmates By Charge Status & Offense

	Male		Female		N/A		Total
	Not Sentenced	Sentenced	Not Sentenced	Sentenced	Not Sentenced	Total	
Other	4,799	1,070	1,327	307	1	1	7,061
Total	4,799	1,070	1,327	307	1	1	7,061

Commitments
01/01/18 00:00 - 12/31/18 23:59



Releases
01/01/18 00:00 - 12/31/18 23:59



Recidivism Rate from 01/01/18 00:00 to 12/31/18 23:59:

64.82 %

This recidivism rate is calculated by cycling through each commitment for each individual that occurred during the date range supplied to generate this report. The report looks in the database to see if, based on the permanent number of an individual, there were ever any other commitments for said individual. It tabulates the number of first-timers and the number of recidivists, then divides each by the sum of both types.

Average Days Served

Inmate Sex

	Average (Days)
Female	1
Male	19
	33

Inmate Race

	Average (Days)
African American	1
Other	38
White	30
	27

Inmate Classification

	Average (Days)
Maximum	89
Medium	48
Minimum	20
Not Classified	6

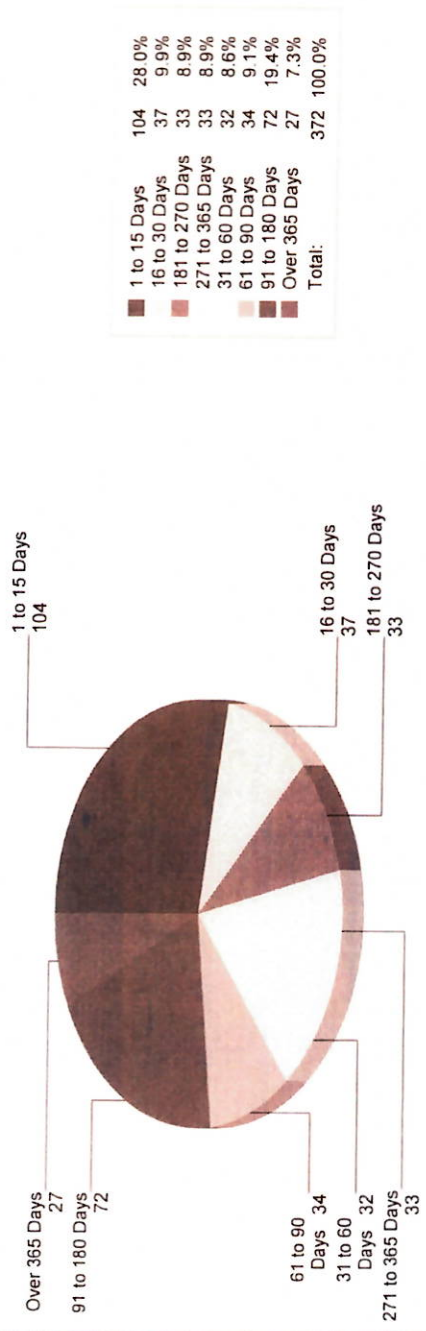
Marital Status

	Average (Days)
COMMON LAW	24
DIVORCED	31
MARRIED	31
N/A	12
SEPARATED	33
SINGLE	30
WIDOWED	34

Inmate Length Of Stay Analysis - Date Range: 1/1/18 0:00 to 12/31/18 23:59



Inmate Length Of Stay Analysis - Current Active Inmate Population



CUSTODY STATUS SUMMARY REPORT - HISTORICAL

INMATES BOOKED BETWEEN: 01/01/18 00:00 to 12/31/18 23:59

RUN DATE: 01/09/2019 12:14

CODE	CUSTODY STATUS	# INMATES	% OF TOTAL
<u>FEMALES</u>			
11	PENDING MUNICIPAL COURT HEARING	397	5.62%
22	PENDING GRAND JURY	349	4.94%
25	PENDING SUPERIOR COURT TRIAL	80	1.13%
26	PENDING SUPERIOR COURT SENTENCE	44	0.62%
28	PENDING DRUG COURT	85	1.20%
31	MUNICIPAL COURT SENTENCE	70	0.99%
34	MUNICIPAL DRP/CAMP PROGS	44	0.62%
41	SUPERIOR COURT SENTENCE	62	0.88%
44	SUPERIOR DRP/CAMP PROGS	4	0.06%
45	DRUG COURT	74	1.05%
51	PENDING ST PRISON	17	0.24%
62	PENDING VOP	45	0.64%
63	PENDING PV-STATE	1	0.01%
64	PENDING ISP VIOLATION	7	0.10%
65	FAMILY COURT HOLD	185	2.62%
68	TEMPORARY CUSTODY	63	0.89%
72	FUGITIVE	25	0.35%
75	INS DETAINEE	2	0.03%
		1,554	22.01%
<u>MALES</u>			
11	PENDING MUNICIPAL COURT HEARING	1,355	19.20%
22	PENDING GRAND JURY	1,295	18.35%
25	PENDING SUPERIOR COURT TRIAL	216	3.06%
26	PENDING SUPERIOR COURT SENTENCE	158	2.24%
28	PENDING DRUG COURT	251	3.56%
31	MUNICIPAL COURT SENTENCE	223	3.16%
34	MUNICIPAL DRP/CAMP PROGS	90	1.27%
41	SUPERIOR COURT SENTENCE	260	3.68%
44	SUPERIOR DRP/CAMP PROGS	20	0.28%
45	DRUG COURT	220	3.12%
51	PENDING ST PRISON	111	1.57%
60	PENDING PV-COUNTY	2	0.03%
62	PENDING VOP	102	1.44%
63	PENDING PV-STATE	27	0.38%
64	PENDING ISP VIOLATION	27	0.38%
65	FAMILY COURT HOLD	809	11.46%
68	TEMPORARY CUSTODY	249	3.53%
72	FUGITIVE	71	1.01%
75	INS DETAINEE	19	0.27%
		5,505	77.99%

Monthly/Yearly Statistics

Monthly/Yearly Statistics

MAIN

----- All Inmates -----

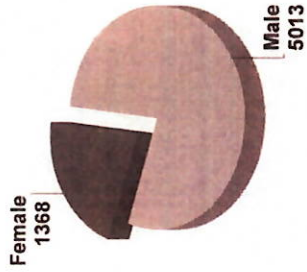
Date Range: 01/01/19 00:00 to 12/31/19 23:59

Month	Average Daily Population	Males	Females
1/2019	367	310	57
2/2019	363	311	52
3/2019	385	338	47
4/2019	368	333	35
5/2019	357	310	47
6/2019	362	314	48
7/2019	397	348	49
8/2019	385	336	49
9/2019	383	338	45
10/2019	404	353	51
11/2019	392	330	62
12/2019	370	324	46

**Average Daily Population from
01/01/19 00:00 to 12/31/19 23:59
378**

Population by Gender

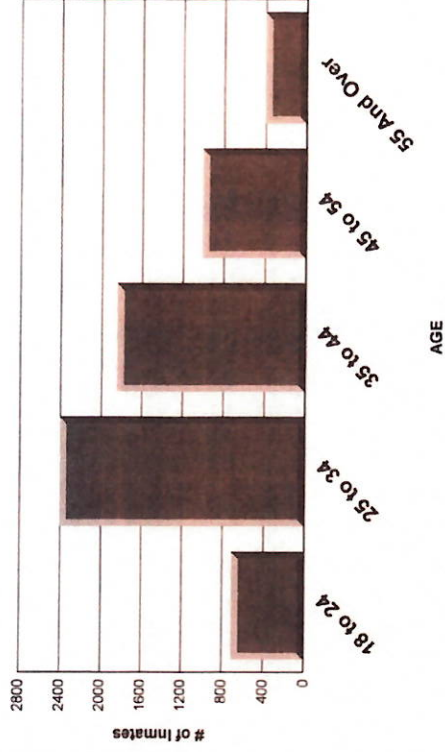
Total Men:	5,013	78.56%
Total Women:	1,368	21.44%
Total Population:	6,381	



Population by Age

Age Profile

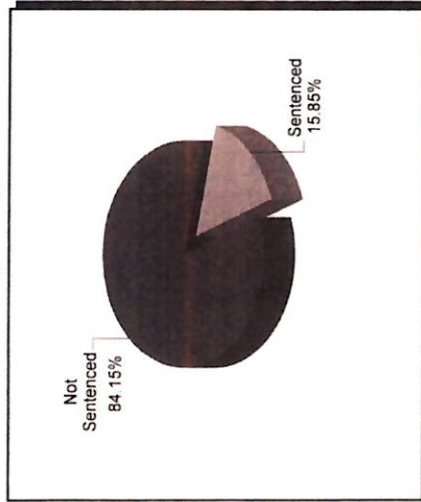
< 18:	0	0.00%
18-24:	713	11.17%
25-34:	2,407	37.72%
35-44:	1,846	28.93%
45-54:	1,010	15.83%
55+:	405	6.35%



Inmates With The Top 10 Longest Lengths of Stay As Of: 12/31/2019

Booking #	Race	Gender	Book Date	LOS (Days)
15-208643	BLACK	Male	01/14/2019	352
15-208649	WHITE	Male	01/14/2019	352
15-208683	WHITE	Male	01/16/2019	350
15-208904	HISPANIC	Male	01/28/2019	338
15-208714	HISPANIC	Male	01/17/2019	336
15-209092	BLACK	Male	02/07/2019	328
15-209097	BLACK	Male	02/08/2019	327
15-209242	BLACK	Male	02/16/2019	319
15-209718	BLACK	Male	03/13/2019	294
15-209719	HISPANIC	Male	03/13/2019	294


Population by Charge Status



Inmates By Race

	Male	Female	Total
AMERICAN INDIAN	2	0	2
ASIAN/ PAC IS	12	1	13
BLACK	1,265	229	1,494
HISPANIC	563	102	665
OTHER	30	3	33
UNKNOWN	2	0	2
WHITE	3,139	1,033	4,172
Total	5,013	1,368	6,381

Inmates By Classification


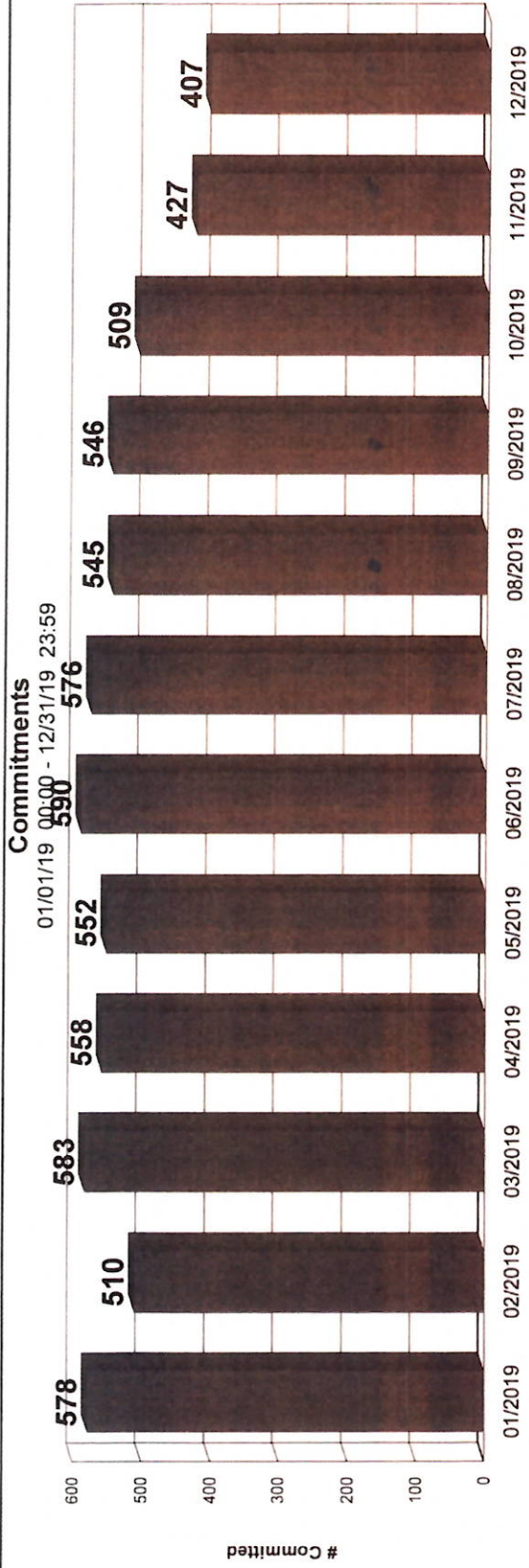


Inmates By Marital Status

	Male	Female	Total
Divorced	481	127	608
Married	593	125	718
SEPARATED	128	92	220
SINGLE	3,767	993	4,760
WIDOWED	35	29	64
Undefined	9	2	11
Total	5,013	1,368	6,381

Inmates By Charge Status & Offense

	Male		Total	Female		Total
	Not Sentenced	Sentenced		Not Sentenced	Sentenced	
Other	4,379	1,003	5,013	1,186	259	6,381
Total	4,379	1,003	5,013	1,186	259	6,381



Recidivism Rate from 01/01/19 00:00 to 12/31/19 23:59:

63.12 %

This recidivism rate is calculated by cycling through each commitment for each individual that occurred during the date range supplied to generate this report. The report looks in the database to see if, based on the permanent number of an individual, there were ever any other commitments for said individual. It tabulates the number of first-timers and the number of recidivists, then divides each by the sum of both types.

Average Days Served

Inmate Sex

	Average (Days)
Female	20
Male	32

Inmate Race

	Average (Days)
African American	37
Other	31
White	27


Inmate Classification

	Average (Days)
Maximum	79
Medium	48
Minimum	18
Not Classified	8

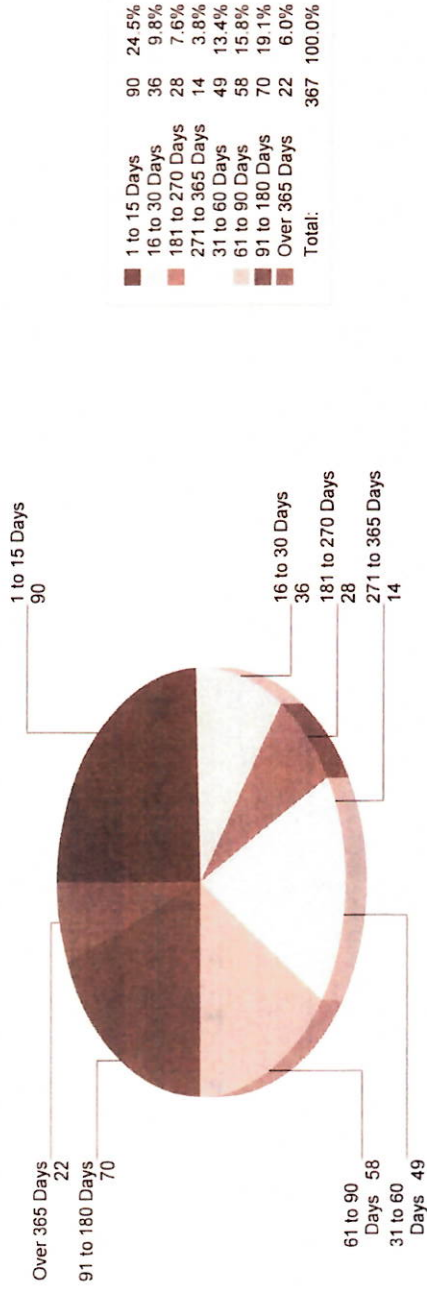
Marital Status

	Average (Days)
COMMON LAW	7
DIVORCED	28
MARRIED	24
N/A	13
SEPARATED	13
SINGLE	32
WIDOWED	15

Inmate Length Of Stay Analysis - Date Range: 1/1/19 0:00 to 12/31/19 23:59



Inmate Length Of Stay Analysis - Current Active Inmate Population



CUSTODY STATUS SUMMARY REPORT - HISTORICAL

INMATES BOOKED BETWEEN: 01/01/19 00:00 to 12/31/19 23:59

RUN DATE: 01/08/2020 15:12

CODE	CUSTODY STATUS	# INMATES	% OF TOTAL
------	----------------	-----------	------------

FEMALES

11	PENDING MUNICIPAL COURT HEARING	319	5.00%
22	PENDING GRAND JURY	335	5.25%
25	PENDING SUPERIOR COURT TRIAL	105	1.65%
26	PENDING SUPERIOR COURT SENTENCE	23	0.36%
28	PENDING DRUG COURT	55	0.86%
31	MUNICIPAL COURT SENTENCE	56	0.88%
34	MUNICIPAL DRP/CAMP PROGS	41	0.64%
41	SUPERIOR COURT SENTENCE	44	0.69%
44	SUPERIOR DRP/CAMP PROGS	10	0.16%
45	DRUG COURT	81	1.27%
51	PENDING ST PRISON	11	0.17%
60	PENDING PV-COUNTY	3	0.05%
62	PENDING VOP	39	0.61%
63	PENDING PV-STATE	1	0.02%
64	PENDING ISP VIOLATION	9	0.14%
65	FAMILY COURT HOLD	153	2.40%
68	TEMPORARY CUSTODY	63	0.99%
72	FUGITIVE	20	0.31%
		1,368	21.44%

MALES

11	PENDING MUNICIPAL COURT HEARING	1,041	16.31%
22	PENDING GRAND JURY	1,339	20.98%
25	PENDING SUPERIOR COURT TRIAL	217	3.40%
26	PENDING SUPERIOR COURT SENTENCE	82	1.29%
28	PENDING DRUG COURT	215	3.37%
31	MUNICIPAL COURT SENTENCE	212	3.32%
34	MUNICIPAL DRP/CAMP PROGS	79	1.24%
41	SUPERIOR COURT SENTENCE	239	3.75%
44	SUPERIOR DRP/CAMP PROGS	23	0.36%
45	DRUG COURT	267	4.18%
51	PENDING ST PRISON	109	1.71%
60	PENDING PV-COUNTY	6	0.09%
62	PENDING VOP	126	1.97%
63	PENDING PV-STATE	28	0.44%
64	PENDING ISP VIOLATION	23	0.36%
65	FAMILY COURT HOLD	676	10.59%
68	TEMPORARY CUSTODY	244	3.82%
72	FUGITIVE	80	1.25%
75	INS DETAINEE	7	0.11%
		5,013	78.56%

Monthly/Yearly Statistics

MAIN

Date Range: 01/01/20 00:00 to 12/31/20 23:59


----- All Inmates -----

Month	Average Daily Population	Males	Females
1/2020	349	310	39
2/2020	349	304	45
3/2020	353	304	49
4/2020	186	168	18
5/2020	191	174	17
6/2020	212	188	24
7/2020	241	216	25
8/2020	300	268	32
9/2020	296	258	38
10/2020	292	254	38
11/2020	305	265	40
12/2020	309	276	33

**Average Daily Population from
01/01/20 00:00 to 12/31/20 23:59
282**


Population by Gender

Total Men:	2,588	79.51%
Total Women:	667	20.49%
Total Population:	3,255	



Population by Age


Age Profile	< 18:	0	0.00%
18-24:	423	13.00%	
25-34:	1,189	36.53%	
35-44:	955	29.34%	
45-54:	480	14.75%	
55+:	208	6.39%	



Inmates With The Top 10 Longest Lengths of Stay As Of: 12/31/2020

Booking #	Race	Gender	Book Date	LOS (Days)
15-215189	BLACK	Male	01/24/2020	343
15-215287	WHITE	Male	01/28/2020	339
15-215328	BLACK	Male	01/31/2020	336
15-215433	BLACK	Male	02/06/2020	330
15-215439	WHITE	Male	02/06/2020	330
15-215443	WHITE	Male	02/07/2020	329
15-215454	BLACK	Male	02/07/2020	329
15-215500	HISPANIC	Male	02/10/2020	326
15-215522	WHITE	Male	02/11/2020	325
15-215574	WHITE	Male	02/14/2020	322


Population by Charge Status



Inmates By Race

	Male	Female	Total
AMERICAN INDIAN	1	0	1
ASIAN/PAC IS	10	0	10
BLACK	699	132	831
HISPANIC	337	45	382
OTHER	10	0	10
UNKNOWN	2	1	3
WHITE	1,529	489	2,018
Total	2,588	667	3,255

Inmates By Classification



Inmates By Marital Status


	Male	Female	Total
Divorced	215	91	306
Married	330	64	394
SEPARATED	73	38	111
SINGLE	1,948	458	2,406
WIDOWED	16	16	32
Undefined	6	0	6
Total	2,588	667	3,255

Inmates By Charge Status & Offense

	Male		Female		Total
	Not Sentenced	Sentenced	Not Sentenced	Sentenced	
Other	2,327	390	602	92	667
Total	2,327	390	602	92	667
					3,255


Commitments

01/01/20 00:00 - 12/31/20 23:59



Releases

01/01/20 00:00 - 12/31/20 23:59



Recidivism Rate from 01/01/20 00:00 to 12/31/20 23:59:

61.32 %

This recidivism rate is calculated by cycling through each commitment for each individual that occurred during the date range supplied to generate this report. The report looks in the database to see if, based on the permanent number of an individual, there were ever any other commitments for said individual. It tabulates the number of first-timers and the number of recidivists, then divides each by the sum of both types.

Average Days Served

Inmate Sex

	Average (Days)
Female	23
Male	40

Inmate Race

	Average (Days)
African American	48
Other	44
White	28


Inmate Classification

	Average (Days)
Maximum	79
Medium	58
Minimum	21
Not Classified	3

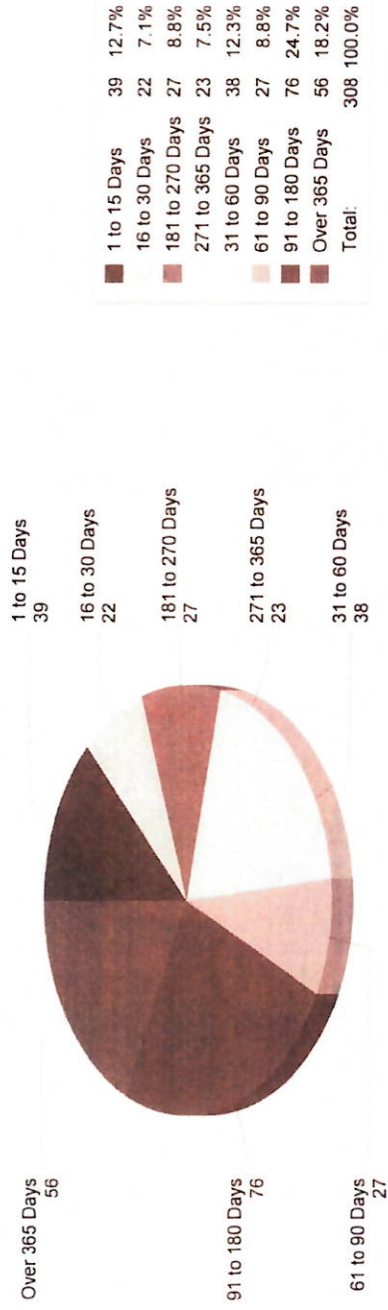
Marital Status

	Average (Days)
COMMON LAW	10
DIVORCED	23
MARRIED	40
N/A	77
SEPARATED	32
SINGLE	38
WIDOWED	29

Inmate Length Of Stay Analysis - Date Range: 1/1/20 0:00 to 12/31/20 23:59



Inmate Length Of Stay Analysis - Current Active Inmate Population



CUSTODY STATUS SUMMARY REPORT - HISTORICAL

INMATES BOOKED BETWEEN: 01/01/20 00:00 to 12/31/20 23:59

RUN DATE: 01/01/2021 7:20

CODE	CUSTODY STATUS	# INMATES	% OF TOTAL
------	----------------	-----------	------------

FEMALES

11	PENDING MUNICIPAL COURT HEARING	133	4.09%
22	PENDING GRAND JURY	254	7.80%
25	PENDING SUPERIOR COURT TRIAL	42	1.29%
26	PENDING SUPERIOR COURT SENTENCE	19	0.58%
28	PENDING DRUG COURT	21	0.65%
31	MUNICIPAL COURT SENTENCE	27	0.83%
34	MUNICIPAL DRP/CAMP PROGS	6	0.18%
41	SUPERIOR COURT SENTENCE	22	0.68%
44	SUPERIOR DRP/CAMP PROGS	2	0.06%
45	DRUG COURT	22	0.68%
51	PENDING ST PRISON	11	0.34%
62	PENDING VOP	30	0.92%
64	PENDING ISP VIOLATION	5	0.15%
65	FAMILY COURT HOLD	42	1.29%
68	TEMPORARY CUSTODY	19	0.58%
72	FUGITIVE	12	0.37%
		667	20.49%

MALES

11	PENDING MUNICIPAL COURT HEARING	530	16.28%
22	PENDING GRAND JURY	1,084	33.30%
25	PENDING SUPERIOR COURT TRIAL	117	3.59%
26	PENDING SUPERIOR COURT SENTENCE	56	1.72%
28	PENDING DRUG COURT	75	2.30%
31	MUNICIPAL COURT SENTENCE	63	1.94%
34	MUNICIPAL DRP/CAMP PROGS	30	0.92%
41	SUPERIOR COURT SENTENCE	99	3.04%
44	SUPERIOR DRP/CAMP PROGS	4	0.12%
45	DRUG COURT	70	2.15%
51	PENDING ST PRISON	60	1.84%
60	PENDING PV-COUNTY	1	0.03%
62	PENDING VOP	67	2.06%
63	PENDING PV-STATE	23	0.71%
64	PENDING ISP VIOLATION	6	0.18%
65	FAMILY COURT HOLD	177	5.44%
68	TEMPORARY CUSTODY	72	2.21%
72	FUGITIVE	51	1.57%
75	INS DETAINEE	3	0.09%
		2,588	79.51%

Monthly/Yearly Statistics

Monthly/Yearly Statistics

MAIN

Date Range: 01/01/21 12:00 to 07/11/21 12:00


----- All Inmates -----

Month	Average Daily Population	Males	Females
1/2021	312	282	30
2/2021	276	249	27
3/2021	275	243	32
4/2021	300	270	30
5/2021	296	273	23
6/2021	310	286	24
7/2021	321	301	20

**Average Daily Population from
 01/01/21 12:00 to 07/11/21 12:00
 299**


Population by Gender

Total Men:	1,143	82.11%
Total Women:	249	17.89%
Total Population:	1,392	



Population by Age


Age Profile	Count	Percentage
< 18:	0	0.00%
18-24:	152	10.92%
25-34:	518	37.21%
35-44:	407	29.24%
45-54:	226	16.24%
55+:	89	6.39%



Inmates With The Top 10 Longest Lengths of Stay As Of: 07/11/2021

Booking #	Race	Gender	Book Date	LOS (Days)
15-218082	WHITE	Male	01/01/2021	192
15-218096	WHITE	Male	01/04/2021	189
15-218151	WHITE	Male	01/11/2021	182
15-218158	WHITE	Male	01/13/2021	180
15-218163	BLACK	Male	01/13/2021	180
15-218152	WHITE	Male	01/12/2021	179
15-218167	WHITE	Male	01/14/2021	179
15-218173	HISPANIC	Male	01/15/2021	178
15-218179	WHITE	Male	01/15/2021	178
15-218188	BLACK	Male	01/16/2021	177

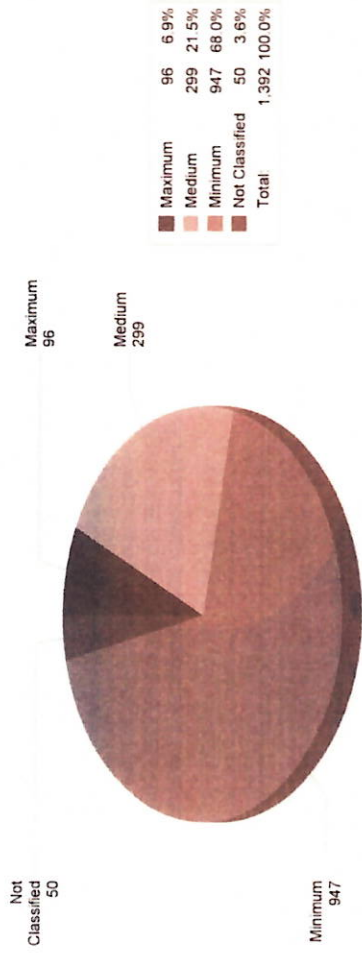
Population by Charge Status



Inmates By Race

	Male	Female	Total
AMERICAN INDIAN	3	0	3
ASIAN	3	0	3
BLACK	290	49	339
HISPANIC	161	16	177
OTHER	4	1	5
UNKNOWN	2	1	3
WHITE	680	182	862
Total	1,143	249	1,392

Inmates By Classification



Inmates By Marital Status

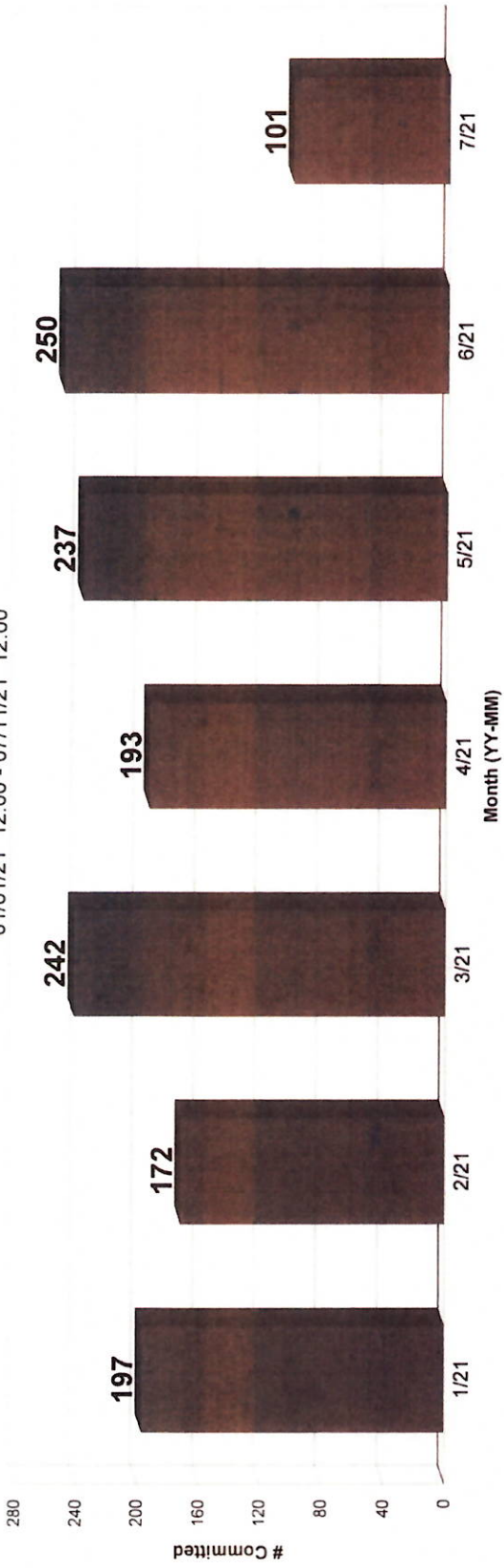
	Male	Female	Total
Divorced	80	22	102
Married	139	21	160
SEPARATED	29	8	37
SINGLE	887	194	1,081
UNKNOWN	1	0	1
WIDOWED	5	4	9
Undefined	2	0	2
Total	1,143	249	1,392

Inmates By Charge Status & Offense

	Male		Female		Total
	Not Sentenced	Sentenced	Not Sentenced	Sentenced	
Other	1,021	150	228	25	1,392
Total	1,021	150	228	25	1,392


Commitments

01/01/21 12:00 - 07/11/21 12:00



Releases

01/01/21 12:00 - 07/11/21 12:00



Recidivism Rate from 01/01/21 12:00 to 07/1/21 12:00:

59.55 %

This recidivism rate is calculated by cycling through each commitment for each individual that occurred during the date range supplied to generate this report. The report looks in the database to see if, based on the permanent number of an individual, there were ever any other commitments for said individual. It tabulates the number of first-timers and the number of recidivists, then divides each by the sum of both types.

Average Days Served

Inmate Sex

	Average (Days)
Female	14
Male	28

Inmate Race

	Average (Days)
African American	31
Other	28
White	22


Inmate Classification

	Average (Days)
Maximum	43
Medium	34
Minimum	18
Not Classified	2

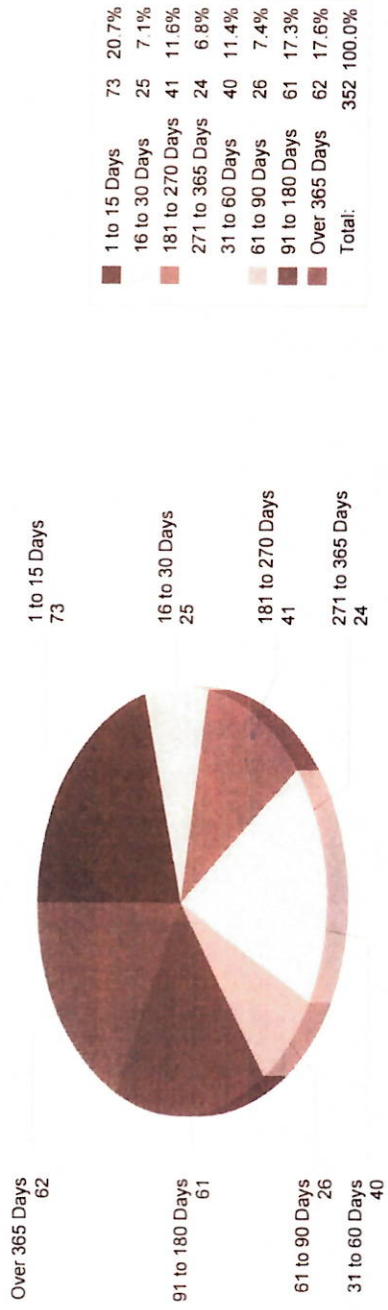
Marital Status

	Average (Days)
COMMON LAW	7
DIVORCED	17
MARRIED	19
SEPARATED	18
SINGLE	27
UNKNOWN	1
WIDOWED	42

Inmate Length Of Stay Analysis - Date Range: 1/1/21 12:00 to 7/11/21 12:00



Inmate Length Of Stay Analysis - Current Active Inmate Population



CUSTODY STATUS SUMMARY REPORT - HISTORICAL

INMATES BOOKED BETWEEN: 01/01/21 12:00 to 07/11/21 12:00

RUN DATE: 07/12/2021 10:28

CODE	CUSTODY STATUS	# INMATES	% OF TOTAL
FEMALES			
11	PENDING MUNICIPAL COURT HEARING	43	3.09%
22	PENDING GRAND JURY	128	9.20%
25	PENDING SUPERIOR COURT TRIAL	20	1.44%
26	PENDING SUPERIOR COURT SENTENCE	4	0.29%
28	PENDING DRUG COURT	9	0.65%
31	MUNICIPAL COURT SENTENCE	6	0.43%
41	SUPERIOR COURT SENTENCE	8	0.57%
45	DRUG COURT	12	0.86%
51	PENDING ST PRISON	1	0.07%
62	PENDING VOP	8	0.57%
64	PENDING ISP VIOLATION	1	0.07%
68	TEMPORARY CUSTODY	3	0.22%
72	FUGITIVE	6	0.43%
		249	17.89%
MALES			
11	PENDING MUNICIPAL COURT HEARING	200	14.37%
22	PENDING GRAND JURY	572	41.09%
25	PENDING SUPERIOR COURT TRIAL	58	4.17%
26	PENDING SUPERIOR COURT SENTENCE	25	1.80%
28	PENDING DRUG COURT	49	3.52%
31	MUNICIPAL COURT SENTENCE	44	3.16%
41	SUPERIOR COURT SENTENCE	35	2.51%
45	DRUG COURT	48	3.45%
51	PENDING ST PRISON	22	1.58%
62	PENDING VOP	34	2.44%
63	PENDING PV-STATE	13	0.93%
64	PENDING ISP VIOLATION	9	0.65%
68	TEMPORARY CUSTODY	11	0.79%
72	FUGITIVE	23	1.65%
		1,143	82.11%

DECEMBER 2020 FINANCIAL REPORT
OCJ001 - Ocean County Jail

Billed Revenue	3 Pay Periods			Total
	Jan	Feb	Mar	
FIXED REVENUE	\$37,580.41	\$37,580.41	\$37,580.41	\$37,580.41
PASS THROUGH REVENUE	\$299,741.45	\$229,741.99	\$248,012.84	\$210,841.13
Total Billed Revenue	\$337,321.86	\$267,322.40	\$285,593.25	\$248,421.54
Expense				
SALARIES	\$249,035.80	\$163,444.33	\$163,134.30	\$149,608.85
PAYROLL TAXES	\$27,916.97	\$14,436.80	\$14,320.84	\$12,519.88
HEALTH INSURANCE	\$15,611.60	\$12,442.01	\$11,978.22	\$11,815.82
WORKERS COMP INSURANCE	\$3,757.41	\$2,426.30	\$2,580.88	\$2,468.04
OFFSITE CARE	\$214.94	\$2,076.03	\$4,536.89	\$15,448.11
PROFESSIONAL DENTAL SERVICES	\$0.00	\$0.00	\$0.00	\$0.00
PROFESSIONAL MEDICAL SERVICES	\$450.00	\$2,020.00	\$450.00	\$1,417.50
DENTAL SUPPLIES	\$0.00	\$93.72	\$449.03	\$215.08
MEDICAL EQUIPMENT	\$0.00	\$0.00	\$0.00	\$0.00
MEDICAL SUPPLIES	\$246.46	\$4,466.59	\$7,924.85	\$8,750.61
PHARMACY	\$1,247.48	\$16,714.71	\$23,961.26	\$16,436.20
LABORATORY	\$0.00	\$4,067.54	\$5,338.25	\$1,311.27
RADIOLOGY	\$0.00	\$0.00	\$3,904.74	\$2,922.55
WASTE DISPOSAL MEDICAL	\$92.00	\$47.00	\$94.00	\$92.00
MEDICAL EDUCATION	\$0.00	\$0.00	\$0.00	\$130.00
MEDICAL EQUIPMENT LEASE	\$0.00	\$0.00	\$0.00	\$0.00
LICENSE & PERMITS	\$0.00	\$150.00	\$0.00	\$150.00
MEDICAL LICENSES	\$104.00	\$163.00	\$104.00	\$45.00
MEALS & ENTERTAINMENT	\$0.00	\$0.00	\$0.00	\$59.00
MEALS & ENTERTAINMENT 100%	\$0.00	\$0.00	\$0.00	\$0.00
OUTSIDE PROFESSIONAL SERVICES	\$5,000.00	\$5,179.86	\$5,703.00	\$5,000.00
POSTAGE & DELIVERY	\$0.00	\$0.00	\$0.00	\$14.10
REPAIRS & MAINTENANCE	\$0.00	\$0.00	\$0.00	\$0.00
ADMINISTRATIVE FEES	\$0.00	\$0.00	\$0.00	\$0.00
SUPPLIES	\$839.79	\$1,939.10	\$3,157.58	\$1,118.44
SALE & USE TAX	\$0.00	\$0.00	\$0.00	\$0.00
TELEPHONE	\$0.00	\$0.00	\$0.00	\$0.00
TELEPHONE - WIRELESS	\$225.00	\$225.00	\$225.00	\$225.00
CAR/GAS/PARKING/HOTEL/AIRFARE EXPENSE	\$0.00	\$0.00	\$0.00	\$0.00
Total Expenses	\$299,741.45	\$229,741.99	\$248,012.84	\$210,841.13
Net Ordinary Income	\$37,580.41	\$37,580.41	\$37,580.41	\$37,580.41

TAB 2 P&L TREND DEC20

MAY 2021
 OCJ001 - Ocean County Jail

Billed Revenue	3 Pay Periods			3 Pay Periods			Total					
	Jan	Feb	Mar	Apr	May	Jun		Jul	Aug	Sep	Oct	Nov
FIXED REVENUE	\$38,520.00	\$38,520.00	\$38,520.00	\$38,520.00	\$38,520.00	\$38,520.00	\$192,600.00					
PASS THROUGH REVENUE	\$187,168.52	\$236,817.01	\$206,234.88	\$211,121.12	\$219,812.95		\$1,061,154.47					
Total Billed Revenue	\$225,688.52	\$275,337.01	\$244,754.88	\$249,641.12	\$258,332.95	\$0.00	\$1,253,754.47	\$0.00	\$0.00	\$0.00	\$0.00	\$0.00
Expense												
SALARIES	\$146,039.45	\$142,774.53	\$136,878.17	\$139,381.61	\$139,741.19		\$704,814.95					
PAYROLL TAXES	\$13,564.10	\$12,792.04	\$12,051.60	\$12,211.42	\$12,002.52		\$62,621.68					
HEALTH INSURANCE	\$11,181.77	\$19,202.73	\$16,579.52	\$12,506.66	\$19,316.22		\$78,786.89					
WORKERS COMP INSURANCE	\$2,589.95	\$2,230.58	\$2,310.03	\$2,319.54	\$2,139.07		\$11,589.17					
OFFSITE CARE	\$478.38	\$3,446.97	\$5,668.18	\$10,766.86	\$1,388.00		\$21,748.39					
PROFESSIONAL DENTAL SERVICES	\$0.00	\$0.00	\$0.00	\$0.00	\$0.00		\$0.00					
PROFESSIONAL MEDICAL SERVICES	\$4,770.00	\$4,650.00	\$2,610.00	\$7,720.00	\$5,380.00		\$25,130.00					
DENTAL SUPPLIES	\$0.00	\$639.65	\$0.00	\$470.37	\$704.52		\$1,814.54					
MEDICAL EQUIPMENT	\$0.00	\$0.00	\$0.00	\$0.00	\$0.00		\$0.00					
MEDICAL SUPPLIES	\$2,252.62	\$8,639.99	\$18,480.40	\$7,747.32	\$5,766.17		\$42,886.50					
PHARMACY	\$0.00	\$21,084.48	\$300.00	\$1,300.39	\$21,530.49		\$44,215.36					
LABORATORY	\$0.00	\$10,391.83	\$1,674.92	\$180.00	\$5,106.33		\$17,353.08					
RADIOLOGY	\$0.00	\$2,397.13	\$1,668.75	\$1,950.00	\$2,595.08		\$8,610.96					
WASTE DISPOSAL MEDICAL	\$0.00	\$1,448.00	\$1,219.03	\$730.00	\$319.00		\$3,716.03					
CONTINUING MEDICAL EDUCATION	\$0.00	\$0.00	\$0.00	\$0.00	\$0.00		\$0.00					
MEDICAL EQUIPMENT LEASE	\$0.00	\$150.00	\$150.00	\$0.00	\$150.00		\$450.00					
LICENSE & PERMITS	\$1,000.00	\$0.00	\$0.00	\$0.00	\$0.00		\$1,000.00					
MEDICAL LICENSES	\$59.00	\$45.00	\$0.00	\$59.00	\$59.00		\$222.00					
MEALS & ENTERTAINMENT	\$0.00	\$0.00	\$0.00	\$0.00	\$0.00		\$0.00					
MEALS & ENTERTAINMENT 100%	\$0.00	\$0.00	\$0.00	\$0.00	\$0.00		\$0.00					
OUTSIDE PROFESSIONAL SERVICES	\$5,000.00	\$5,169.25	\$5,131.34	\$10,100.12	\$706.17		\$26,106.88					
POSTAGE & DELIVERY	\$8.25	\$0.00	\$0.00	\$0.00	\$0.00		\$8.25					
REPAIRS & MAINTENANCE	\$0.00	\$0.00	\$0.00	\$0.00	\$0.00		\$0.00					
ADMINISTRATIVE FEES	\$0.00	\$0.00	\$0.00	\$0.00	\$0.00		\$0.00					
SUPPLIES	\$0.00	\$1,404.83	\$1,287.94	\$3,227.83	\$2,909.19		\$8,829.79					
SALE & USE TAX	\$0.00	\$0.00	\$0.00	\$0.00	\$0.00		\$0.00					
TELEPHONE	\$0.00	\$0.00	\$0.00	\$0.00	\$0.00		\$0.00					
TELEPHONE - WIRELESS	\$225.00	\$150.00	\$225.00	\$450.00	\$0.00		\$1,050.00					
CAR/GAS/PARKING/HOTEL/AIRFARE EXPENSE	\$0.00	\$0.00	\$0.00	\$0.00	\$0.00		\$0.00					
Total Expenses	\$187,168.52	\$236,817.01	\$206,234.88	\$211,121.12	\$219,812.95	\$0.00	\$1,061,154.47	\$0.00	\$0.00	\$0.00	\$0.00	\$0.00
Net Ordinary Income	\$38,520.00	\$38,520.00	\$38,520.00	\$38,520.00	\$38,520.00	\$0.00	\$192,600.00	\$0.00	\$0.00	\$0.00	\$0.00	\$0.00

Fax

Date: 7/14/2021

To: 7325065027

From: Jonathan Dozier

Subject: Questions for Competitive Contract Proposal for Health Care Services for the Ocean County Department of Corrections ATTN: Warden Sandra J. Mueller

Please find the attached questions from Advanced Correctional Healthcare regarding the Competitive Contract Proposal for Health Care Services for the Ocean County Department of Corrections. Please let me know if you have any questions.

Respectfully,
Jonathan Dozier
Manager of Proposal Development
309-272-3448

[ACH with Tagline GPTW]

Confidentiality notice:

The information contained in this email is legally privileged and confidential information intended only for the use of the individual or entity to whom it is addressed. If the reader of this message is not the intended recipient, you are hereby notified that any viewing, dissemination, distribution, or copy of this email message is strictly prohibited. If you have received and/or are viewing this email in error, please immediately notify the sender by reply email, and delete this email from your system. Thank you.

P Please consider the environment before printing this e-mail.

OCEAN COUNTY
JAIL HEALTH CARE SERVICES AGREEMENT

THIS AGREEMENT entered into this 3 day of August, 2016:

BY and BETWEEN the COUNTY OF OCEAN, a body politic of the State of New Jersey, having its principal office and place of business at the Ocean County Administration Building, 101 Hooper Avenue, Toms River, New Jersey 08754, hereinafter referred to as "County"

AND CFG HEALTH SYSTEMS, LLC, with offices located at 765 Route 70 East, Building A, Marlton, New Jersey, 08053, hereinafter referred to as "Contractor".

WHEREAS, the objective of the County is to provide for the delivery of quality health care to individuals housed within the Ocean County Jail, in accordance with applicable law; and

WHEREAS, Contractor is in the business of administering correctional health care services and desires to administer such services on behalf of the County to the Ocean County Jail, under the terms and conditions hereof;

IT IS HEREBY AGREED BY AND BETWEEN THE PARTIES AS FOLLOWS:

1. PROVISION OF HEALTH CARE SERVICES. Contractor agrees to provide comprehensive institutional health care services for the Ocean County Jail for the period of September 1, 2016 through August 31, 2019. County may exercise two additional one-year renewal options no later than July 31st of any year in which this Agreement expires. The services to be provided by Contractor are outlined in the Request for Proposals for Health Care Services for the Ocean County Department of Corrections, issued by the County on April 20, 2016 (hereinafter referred to as "RFP"). The RFP is hereby incorporated into and made a part of this Agreement as if fully set forth herein.
2. CONTROLLING DOCUMENTS. In the event of any question or dispute, the controlling order of documents are as follows:
 - A. RFP
 - B. Written Clarification/Responses to Bidder Questions issued by County
 - C. Contractor Letter of Clarification of Management Fee, dated July 22, 2016
 - D. Contractor Letter of Clarification of Accrual and Pass-through of Employee Health Insurance Costs, dated August 23, 2016
 - E. This executed Agreement by and between the County and Contractor
 - F. Contractor Proposal for Health Care Services for the Ocean County Department of Corrections, Volumes I and II (hereinafter referred to as "Contractor Proposal"), dated June 23, 2016

3. COSTS. Contractor's Proposal, Volume II, contains the anticipated costs to the County for jail medical care. These costs include: 1) Contractor's management fee, as set forth in Attachment 2 of Contractor's Proposal, Volume II, which constitutes a fixed amount to be paid to Contractor for administering the County's medical care program and includes all corporate overhead and support activity as clearly defined in the RFP; and 2) Contractor's pass-through costs, as set forth in Attachment 3 of Contractor's Proposal, Volume II, which include first year start-up costs, personnel, off-site services, pharmacy, professional fees, required travel, reinsurance, medical/dental supplies, and administrative expenses. Contractor and County recognize that the pass-through costs may vary subject to inmate needs and the actual cost of these items. Contractor warrants that it will endeavor to keep these pass-through costs to County as reasonable as possible within the parameters of providing the services and medical care contemplated by this Agreement.
4. PAYMENT TO CONTRACTOR. Each month, Contractor will submit an invoice to County for 1/ 12th of the applicable management fee, plus the actual pass-through costs incurred during the prior month. County will promptly process invoices for Freeholder approval and make payment as soon as practicable after approval.
5. STAFFING. Initial staffing for this Agreement shall be established in accordance with the staffing matrix provided in the RFP. County agrees to Contractor's proposed increase in new hire training hours from 52-hours to 80-hours. This cost will be allowed as a pass-through cost to County.
6. NON-ALLOWABLE PASS-THROUGH COSTS. No legal fees, litigation costs, court costs, settlement, travel, expert testimony, or any other cost associated with any valid indemnification in accordance herewith regardless of nature of the claim (e.g. inmate, employee, service providers, workers comp) shall be reimbursed to Contractor or allowed to be passed through to County. Litigation and legal defense funding shall not be passedthrough to County but shall be included as part of the management fee.
7. INDENNIFICATION. Contractor shall indemnify, defend and hold harmless the County, and its respective officers, servants, agents, employees and volunteers (collectively the "OCJ") from and against any and all claims, including counsel fees and costs of suit, in any way arising out of or related to the performance of professional services by the Contractor, its employees, agents or subcontractors under the terms of this Agreement.
 - A. Contractor shall indemnify, defend and hold harmless OCJ for and from any and all claims, including counsel fees, costs of suit and Section 1983 claims, that arise out of the performance of professional services, to which OCJ may be put due, in whole or part, to the actual or alleged negligence or willful misconduct of the Contractor, its employees, agents or subcontractors. The Contractor shall defend


and indemnify OCJ even if OCJ's own actual or partial negligence or willful misconduct is alleged, up to and until such a time as a Trier of Fact, be it a judge, jury, or binding arbiter, determines that the claim(s) is (are) the result of the sole negligence or willful misconduct of OCJ.

- B. The Contractor shall indemnify, defend and hold harmless OCJ for and from any and all losses to which OCJ may be put by reason of the Contractor's failure to pay its workers, suppliers, or subcontractors for labor or materials provided to OCJ.
 - C. Contractor shall indemnify, defend and hold harmless the OCJ against any and all claims, demands or damages arising out of the use of any patented material process, article or device that may enter into the manufacture, construction or form a part of the work performed by Contractor, its employees, agents or subcontractors under the terms of this Agreement.
 - D. OCJ shall have the right to monitor and actively participate in the defense of any and all claims against OCJ, at its own expense, if, in its sole discretion, it chooses to do so.
 - E. The Contractor shall provide OCJ with notice and a full copy of any civil action/litigation claim received by the Contractor within three (3) business days upon receipt. This notice shall be provided to the OCJ Warden.
 - F. No legal fees, litigation costs, court costs, settlement, travel, expert testimony, or any other cost associated with any such claims regardless of nature of the claim (e.g. inmate, employee, service providers, etc.) will be reimbursed to the Contractor or allowed to be passed through to OCJ. Litigation and legal defense funding will not be passed-through to OCJ but will be included as part of Contractor's management fee.
 - G. The provisions of this Paragraph 7 shall survive the expiration or earlier termination of this Agreement for a period of two (2) calendar years.
8. DISCRIMINATION The Parties agree to comply with the provisions of the Affirmative Action Addendum attached hereto as Exhibit A, and Americans with Disabilities Act Addendum attached hereto as Exhibit B, which are incorporated herein by reference.
9. MAINTENANCE OF RECORDS. Contractor shall maintain all documentation related to products, transactions or services under this Agreement for a period of five years from the date of final payment.

IN WITNESS WHEREOF, the parties have executed this Contract.

ATTEST:







Les Paschall, CEO

COUNTY OF OCEAN

ATTEST:



Betty Vas C rko of the Board



John F. Kelly, Freeholder Director

CFG HEALTH SYSTEMS,
LLC

(REVISED 4/10)

EXHIBIT A

MANDATORY EQUAL EMPLOYMENT OPPORTUNITY LANGUAGE
N.J.S.A. 10:5-31 et seq. (P.L. 1975, C. 127)

N.J.A.C. 17:27

GOODS, PROFESSIONAL SERVICE AND GENERAL SERVICE CONTRACTS

During the performance of this contract, the contractor agrees as follows:

The contractor or subcontractor, where applicable, will not discriminate against any employee or applicant for employment because of age, race, creed, color, national origin, ancestry, marital status, affectional or sexual orientation, gender identity or expression, disability, nationality or sex. Except with respect to affectional or sexual orientation and gender identity or expression, the contractor will ensure that equal employment opportunity is afforded to such applicants in recruitment and employment, and that employees are treated during employment, without regard to their age, race, creed, color, national origin, ancestry, marital status, affectional or sexual orientation, gender identity or expression, disability, nationality or sex. Such equal employment opportunity shall include, but not be limited to the following: employment, upgrading, demotion, or transfer; recruitment or recruitment advertising; layoff or termination; rates of pay or other forms of compensation; and selection for training, including apprenticeship. The contractor agrees to post in conspicuous places, available to employees and applicants for employment, notices to be

Certificate of Employee Information Report

Employee Information Report Form AA302 (electronically provided by the Division and distributed to the public agency through the Division's website at www.state.nj.us/treasury/contract/compliance)

The contractor and its subcontractors shall furnish such reports or other documents to the Division of Public Contracts Equal Employment Opportunity Compliance as may be requested by the office from time to time in order to carry out the purposes of these regulations, and public agencies shall furnish such information as may be requested by the

Division of Public Contracts Equal Employment Opportunity Compliance for conducting a compliance investigation pursuant to Subchapter 10 of the Administrative Code at N.J.A.C. 17:27.

AFFIRMATIVE ACTION ADDENDUM

1. The parties to this contract agree to incorporate into this contract the mandatory language of subsection 3.4(a) of the Regulations promulgated by the Treasurer pursuant to PL. 1975, c. 127, as amended and supplemented from time to time and the contractor or subconsultant agrees to comply fully with the terms, provisions, and obligations of said subsection 3.4(a) provided that said subsection shall be applied subject to the terms of subsection 3.4(d) of said Regulations.
2. The parties to this contract agree to incorporate into this contract the mandatory language of section 5.3 of the Regulations promulgated by the Treasurer pursuant to P.L. 1975, c. 127, as amended and supplemented from time to time and the Consultant or subconsultant agrees to comply fully with the terms, provisions, and obligations of said section 5.3.
3. Consultant shall submit a copy of the Certificate of Employee Information Report or Form AA-302 Initial Employee Information Report prior to any payments being made under this contract.

4. PROCUREMENT AND SERVICE CONTRACT - MANDATORY LANGUAGE

During the performance of a contract, the Consultant agrees as follows:

- A. The Consultant or subconsultant, where applicable, will not discriminate against any employee or applicant for employment because of age, race, creed, color, national origin, ancestry, marital status, sex, affectional or sexual orientation. The Consultant will take affirmative action to ensure that such applicants are recruited and employed, and that employees are treated during employment, without regard to their age, race, creed, color, national origin, ancestry, marital status, sex, affectional or sexual orientation. Such action shall include, but not be limited to the following: employment, upgrading, demotion or transfer; recruitment or recruitment advertising, layoff or termination; rate of pay or other forms of compensation; and selection for training,

including apprenticeship. The Consultant agrees to post in conspicuous places, available to employees and applicants for employment, notices to be provided by the Public Agency Compliance Officer setting forth provisions of this nondiscrimination clause.

B. The Consultant or subconsultant, where applicable, will in all solicitations or advertisements for employees placed by or on behalf of the Consultant, state that all qualified applicants will receive consideration for employment without regard to age, race, creed, color, national origin, ancestry, marital status, sex, affectional or sexual orientation.

C. The Consultant or subconsultant, where applicable, will send to each labor union or representative of workers with which it has a collective bargaining agreement or other contract or understanding, a notice, to be provided by the agency contracting officer, advising the labor union or workers' representative of the Consultant's commitments under this act and shall post copies of the notice in conspicuous places available to employees and applicants for employment.

D. The Consultant or subconsultant, where applicable, agrees to comply with any regulations promulgated by the Treasurer pursuant to P.L. 1975, c.127, as amended and supplemented from time to time and the Americans with Disabilities Act.

E. The Consultant or subconsultant agrees to attempt in good faith to employ minority and female workers consistent with the applicable county employment goals prescribed by N.J.A.C. 17:27-5.2 promulgated by the Treasurer pursuant to P.L. 1975, c.127, as amended and supplemented from time to time or in accordance with a binding determination of the applicable county employment goals determined by the Affirmative Action Office pursuant to N.J.A.C. 17:27-5.2 promulgated by the Treasurer pursuant to P.L. 1975, c.127, as amended and supplemented from time to time.

F. The Consultant or subconsultant agrees to inform in writing appropriate recruitment agencies in the area, including employment agencies, placement bureaus, colleges, universities, labor unions, that it does not discriminate on the basis of age, creed, color, national origin, ancestry, marital status, sex, affectional or sexual orientation, and that it will discontinue the use of any recruitment agency which engages in direct or indirect discriminatory practices.

G. The Consultant or subconsultant agrees to revise any of its testing procedures, if necessary, to assure that all personnel testing conforms with the principles of job-related testing, as established by the statutes and court decisions of the State of New Jersey and as established by applicable federal law and applicable federal court decisions.

H. The Consultant or subconsultant agrees to review all procedures relating to transfer, upgrading, downgrading and layoff to ensure that all such actions are taken without regard to age, creed, color, national origin, ancestry, marital status, sex, affectional or sexual orientation, and conform with the applicable employment goals, consistent with the statutes and court decisions of the State of New Jersey, and applicable federal law and applicable federal court decisions.

1. The Consultant and its subconsultants shall furnish such reports or other documents to the Affirmative Action Office as may be requested by the office from time to time in order to carry out the purposes of these regulations, and public agencies shall furnish such information as may be requested by the Affirmative Action Office for conducting a compliance investigation pursuant to Subchapter 10 of the Administrative Code (N.J.A.C. 17:27).

Provisions D, E, F, G or H not required for subconsultants with four (4) or fewer employees or a Consultant who has presented evidence of a federally approved or sanctioned Affirmative Action Program.

EXHIBIT B
Americans With Disabilities Act
Equal Opportunity For Individuals With Disabilities

The Consultant and the County do hereby agree that the provisions of Title II of the Americans With Disabilities Act of 1990 (the "Act") (42 U.S.C. 12101 et. seq.), which prohibits discrimination on the basis of disability by public entities in all services, programs, and activities provided or made available by public entities, and the rules and regulations promulgated pursuant thereto, are made a part of this Agreement. In providing any aid, benefit, or service on behalf of the County pursuant to this Agreement, the Consultant agrees that the performance shall be in strict compliance with the Act. In the event that the Consultant, its agents, servants, employees, or subconsultants violate or are alleged to have violated the Act during the performance of this Agreement, the Consultant shall defend the County in any action or administrative proceeding commenced pursuant to this Act. The Consultant shall indemnify, protect, and save harmless the County, its agents, servants and employees from and against any and all suits, claims, losses, demands or damages of whatever kind or nature arising out of or claimed to arise out of the alleged violation. The Consultant shall, at its own expense, appear, defend and pay any and all charges for legal services and any and all costs and other expenses arising from such action or administrative proceeding or incurred in connection therewith. In any and all complaints brought pursuant to the County's grievance procedure, the Consultant agrees to abide by any decision of the County which is rendered pursuant to said grievance procedure. If any action or administrative proceeding results in an award of damages against the County or if the County incurs any expense to cure a violation of the Act which has been brought pursuant to its grievance procedure, the Consultant shall satisfy and discharge the same at its own expense.

The County shall, as soon as practicable after a claim has been made against it, give written notice thereof to the Consultant along with full and complete particulars of the claim. If any action or administrative proceeding is brought against the County or any of its agents, servants, and employees, the County shall expeditiously forward or have forwarded to the Consultant every demand, complaint, notice, summons, pleading or other process received by the County or its representatives.

It is expressly agreed and understood that any approval by the County of the services provided by the Consultant pursuant to this Agreement will not relieve the Consultant of the obligation to comply with the Act and to defend, indemnify, protect, and save harmless the County pursuant to this Paragraph.

It is further agreed and understood that the County assumes no obligation to indemnify or save harmless the Consultant, its agents, servants, employees and subconsultants for any claim which may arise out of their performance of this Agreement. Furthermore, the Consultant expressly understands and agrees that the provisions of this indemnification clause shall in no way limit the Consultant's obligations assumed in this Agreement, nor shall they be construed to relive the Consultant from any liability, nor preclude the County from taking any other actions available to it under any other provisions of this Agreement or otherwise at law.

OCEAN COUNTY JAIL NEW JERSEY

STAFFING MATRIX										
Day Shift										
Position	Back Fill	Sun	Mon	Tue	Wed	Thu	Fri	Sat	Hrs/Wk	FTE
H.S.A.			8	8	8	8	8		40.0	1.0
D.O.N.			8	8	8	8	8		40.0	1.0
Medical Director/Physician	*		4	4	4	4	4		20.0	0.5
NP/PA (Weekend Coverage)		8						8	16.0	0.4
Unit Clerks			16	16	16	16	16		80.0	2.0
LPN CC/Infectious disease	*		6	7	6	7	6		32.0	0.8
RN	*	12	12	12	12	12	12	12	84.0	2.1
LPN	*	36	36	36	36	36	36	36	252.0	6.3
Psychiatrist	*			4		4			8.0	0.2
Mental Health Coordinator	*		8	8	8				24.0	0.6
Substance Abuse Counselor	*		10	20	20	20	10		80.0	2.0
Mental Health Professional	*	8	16	16	16	16	16	8	96.0	2.4
Dentist	*		10			10			20.0	0.5
Dentist Assistant	*		10			10			20.0	0.5
Total Hours/FTE – Day									812.0	20.3
	*								0.0	0.0
Total Hours/FTE – Day									0.0	0.0
Night Shift										
Position		Sun	Mon	Tue	Wed	Thu	Fri	Sat	Hrs/Wk	FTE
RN	*	12	12	12	12	12	12	12	84.0	2.1
LPN	*	24	24	24	24	24	24	24	168.0	4.2
Total Hours/FTE – Day									252.0	6.3
Weekly Total										
Total Hours/FTE per week									1064.0	26.6

** Not included 2 additional approved nurses 2.0 FTE

** Not included MAT program staff

FTE Report - Ocean County Dept of Corrections

POSTS	Back Fill	Rate*	Contractual Staffing
Administrator	N	\$ 47.75	160.00
AHSA -DON	N	\$ 35.58	160.00
Medical Director	Y	\$ 195.00	80.00
Medical ARNP	Y	\$ 70.00	64.00
AA & Med Rec. Clerk	Y	\$ 17.41	320.00
RN	Y	\$ 33.66	672.00
LPN - Infirmery	Y	\$ 28.25	224.00
LPN - Medication	Y	\$ 28.25	1,568.00
LPN - Swing	Y	\$ 28.50	80.00
Dentist	Y	\$ 82.00	80.00
Dental Assistant	Y	\$ 17.67	80.00
Phychiatrist	Y	\$ 200.00	32.00
Mental Health Coordinator	Y	\$ 28.25	96.00
Sub. Abuse Counselor	Y	\$ 33.42	240.00
Mental Health Professional	Y	\$ 17.41	448.00
Total			4,304.00

OCEAN COUNTY DEPARTMENT OF CORRECTIONS
2019

On-site Inmate Health Services Utilization		JAN	FEB	MAR	1st Q AVG	APR	MAY	JUN	2nd Q AVG	JUL	AUG	SEP	3rd Q AVG	OCT	NOV	DEC	4th Q AVG	TOTAL	
MONTHLY CENSUS (County)																			
1	Total Number of Admissions	566	505	578	550	546	536	572	542	572	545	540	552	498	414	391	434	6263	
2	Average Daily Population	370	347	385	367	346	346	365	352	385	381	382	383	411	381	370	387	4469	
3	Male	315	298	339	317	313	300	331	315	337	332	337	335	358	328	324	337	3912	
4	Female	55	49	46	50	33	46	47	42	48	49	45	47	53	53	46	51	570	
Admission Screenings																			
5	Intake Screenings	566	505	578	550	546	536	572	551	572	545	540	552	498	414	391	434	6263	
6	To ER Prior to Jail	0	0	0	0	0	0	0	0	0	0	0	0	0	0	0	0	0	
7	Refused At Jail For Clearance	0	0	0	0	0	0	0	0	0	0	0	0	0	0	0	0	0	
8	Admitted to Hospital	0	0	0	0	0	0	0	0	0	0	0	0	0	0	0	0	0	
MAT																			
9	Placed on Withdrawal Management	296	329	292	306	258	296	234	263	266	276	294	279	287	223	227	246	3278	
10	Completed Withdrawal Protocol	142	203	125	157	112	142	108	121	137	142	116	132	128	98	103	110	1556	
11	# of Completed UDS				#DIV/0!				#DIV/0!			533	533	372	319	305	332	1529	
12	# Refused UDS				#DIV/0!				#DIV/0!			36	36	137	81	60	93	314	
13	# of I/P with Positive UDS				#DIV/0!				#DIV/0!			291	291	282	147	177	202	897	
14	# of I/P Positive for Fentanyl				#DIV/0!				#DIV/0!			53	53	73	76		75	202	
15	# Of Pts Initiated on Methadone				#DIV/0!				#DIV/0!			1	1	0	2	0	1	3	
16	# of Pts Continued on Methadone				#DIV/0!				#DIV/0!			10	10	7	2	4	4	23	
17	# of Pts Initiated on Suboxone				#DIV/0!				#DIV/0!			0	0	0	6	0	2	6	
18	# of Pts Continued on Suboxone				#DIV/0!				#DIV/0!			0	0	7	3	6	5	16	
19	# of Pts Initiated on Vivitrol				#DIV/0!				#DIV/0!			1	1	2	2	2	2	7	
21	# of Pts Continued on Vivitrol				#DIV/0!				#DIV/0!				#DIV/0!	0	2	1	1	3	
Nursing Services																			
22	SICK CALL	15	25	125	55	39	118	178	112	188	234	135	186	142	237	221	200	1657	
23	Code Blue Encounters	0	0	0	0	0	0	0	0	0	0	0	0	0	0	0	0	0	
24	Segregation Rounds	113	150	108	124	138	118	81	112	157	71	88	105	88	57	55	67	1224	

OCEAN COUNTY DEPARTMENT OF CORRECTIONS
2019

	JAN	FEB	MAR	1st Q AVG	APR	MAY	JUN	2nd Q AVG	JUL	AUG	SEP	3rd Q AVG	OCT	NOV	DEC	4th Q AVG	TOTAL
25 All nursing interactions based on a physicians order that has been implemented into Sapphire. This includes all vitals - pulse, weight, pulse oximetry, temp, respirations, BPs (sitting, standing)/Wounds/Hydration/Diabetics, etc... (excludes screenings & medications)	11260	9518	10083	10287	10831	10646	11361	10946	11677	10631	10954	11087	11721	11364	10946	11344	130992
26 Food Service/Worker Clearance	45	40	44	43	35	46	35	39	53	25	36	38	55	44	44	48	502
27 Halfway House Clearance	0	0	0	0	0	0	0	0	0	0	0	0	0	0	0	0	0
28 Total Nursing	11433	9733	10360	10509	11043	10928	11655	11209	12075	10961	11213	11416	12006	11702	11266	11658	134375
Physician/Mid-Level Services																	
29 Sick Calls	135	132	156	141	132	121	173	142	188	234	134	185	129	120	131	127	1785
30 Intake Physicals	266	215	275	249	224	238	260	241	267	235	205	236	220	198	170	196	2763
31 Annual Physicals	3	15	11	10	7	2	4	4	2	4	5	4	2	3	2	2	60
32 Chronic Care Visit	140	101	146	129	132	130	139	134	144	147	123	138	117	102		110	1421
33 Total Physician	534	463	588	528	495	491	576	521	601	620	467	563	468	423	303	398	6029
Chronic Care Encounters																	
34 Cardiac	25	13	19	19	15	13	33	20	19	21	15	18	14	13	12	13	212
35 Pulmonary	12	5	10	9	8	2	6	5	2	5	9	5	6	9	3	6	77
36 Endocrine	8	4	6	6	7	5	10	7	5	9	5	6	5	4	9	6	77
37 Infectious Disease	61	49	75	62	65	69	63	66	81	79	53	71	62	47	56	55	760
38 Neurology	1	1	1	1	2	0	2	1	1	1	4	2	1	3	1	2	18
39 other	33	29	35	32	35	31	25	30	36	32	37	35	29	26	22	26	370
40 Total C.C. Encounter	140	101	146	129	132	120	139	130	144	147	123	138	117	102	103	107	1514
On-site Consults & Diagnostic																	
Special Services																	
41 Radiology	19	27	23	23	19	27	24	23	30	40	31	34	50	54	52	52	396
42 EKG	2	3	2	2	2	3	2	2	0	2	3	2	25	24	7	19	75
43 Physical Therapy	0	0	0	0	0	8	0	3	1	10	9	7	9	10	6	8	53
44 Ultrasound	2	2	3	2	1	2	0	1	1	2	1	1	5	2	3	3	24
45 # of Blood Draws (patients)	72	51	93	72	70	57	87	71	75	98	83	85	95	112	107	105	1000
46 # of Lab Tests	153	106	219	159	169	170	173	171	172	208	162	181	252	197	249	233	2230
Off-site Specialty Consultations and Diagnostic Services																	
47 ENT	0	0	0	0	0	1	2	1	0	1	0	0	2	0	1	1	7
48 Cardiology	1	0	0	0	1	0	1	1	0	0	0	0	1	2	1	1	7

OCEAN COUNTY DEPARTMENT OF CORRECTIONS
2019

	JAN	FEB	MAR	1st Q AVG	APR	MAY	JUN	2nd Q AVG	JUL	AUG	SEP	3rd Q AVG	OCT	NOV	DEC	4th Q AVG	TOTAL
49 Dermatology	0	0	0	0	0	0	0	0	0	2	0	1	0	0	1	0	3
50 Dialysis	0	0	0	0	0	0	0	0	0	0	0	0	0	0	0	0	0
51 Gastrology	0	0	0	0	0	0	0	0	0	1	1	1	1	1	0	1	4
52 General Surgery	0	0	0	0	1	0	0	0	0	0	0	0	0	1	2	1	4
53 Infectious Disease	1	0	6	2	0	0	0	0	0	0	2	1	0	0	0	0	9
54 Mammogram (male)	0	0	0	0	0	0	0	0	0	0	0	0	0	0	0	0	0
55 Neurology	0	0	0	0	0	0	0	0	0	0	0	0	0	0	1	0	1
56 Nephrology	0	0	1	0	1	0	1	1	0	0	0	0	0	0	0	0	3
57 Oncology	0	0	0	0	0	0	1	0	0	1	1	1	0	0	0	0	3
58 OP Surgery	0	0	0	0	0	0	0	0	0	0	0	0	0	0	0	0	0
59 Ophthalmology	1	1	2	1	3	3	1	2	7	2	5	5	2	2	1	2	30
60 Oral Surgery	1	0	0	0	0	0	0	0	0	1	0	0	0	1	0	0	3
61 Orthopedist	2	1	3	2	4	3	1	3	5	3	3	4	2	0	4	2	31
62 Podiatrist (OFF-SITE)	0	0	0	0	0	0	0	0	1	1	2	1	0	0	0	0	4
63 Podiatrist (ON-SITE)	10	7	3	7	10	10	8	9	10	8	8	9	6	8	6	7	94
64 Pulmonary	0	0	0	0	0	0	0	0	0	0	0	0	0	0	0	0	0
65 Surgery (Specialty)	0	0	1	0	0	0	1	0	3	0	0	1	0	0	1	0	6
66 Urology	0	1	0	0	0	1	1	1	1	1	1	1	0	0	0	0	6
67 Wound Care	0	0	3	1	3	0	0	1	0	0	8	3	10	5	0	5	29
68 Radiology/Nuclear Medicine	1	0	0	0	1	0	4	2	2	1	2	2	2	3	3	3	19
Woman's Health																	
69 GYN Visits	2	0	1	1	0	0	0	0	0	1	1	1	1	0	0	0	6
70 # of Pregnant Females	7	9	4	7	5	4	6	5	6	9	7	7	4	3	4	4	68
71 # of OB Visits	2	1	2	2	2	1	1	1	9	2	1	4	1	2	1	1	25
72 # of Deliveries	0	0	0	0	0	0	0	0	1	0	0	0	0	0	0	0	1
73 # of Preg Females on Methadone/Sub	5	5	1	4	4	2	2	3	3	6	5	5	3	2	4	3	42
74 # of Mammograms	0	0	0	0	0	0	0	0	0	0	0	0	0	0	0	0	0
75 # of Fetal Ultrasound	1	0	1	1	0	1	0	0	3	0	1	1	1	1	2	1	11

Infection Control																	
TB Surveillance																	
76 PPD's Ordered	384	356	407	382	444	411	427	427	455	427	408	430	413	326	311	350	4769
77 PPD's administered	163	149	171	161	197	177	170	181	202	180	187	190	211	164	151	175	2122
78 Inmates released prior to PPD admin	221	207	236	221	247	234	257	246	253	247	221	240	202	162	160	175	2647

OCEAN COUNTY DEPARTMENT OF CORRECTIONS
2019

	JAN	FEB	MAR	1st Q AVG	APR	MAY	JUN	2nd Q AVG	JUL	AUG	SEP	3rd Q AVG	OCT	NOV	DEC	4th Q AVG	TOTAL
79 Inmates released prior to PPD read	7	21	20	16	42	40	17	33	20	27	28	25	31	18	2	17	273
80 PPD's read	156	128	151	145	155	137	153	148	182	153	159	165	171	146	149	155	1840
81 Refused to be tested	1	1	2	1	0	0	0	0	0	0	1	0	1	2	0	1	8
82 New Positive PPD's	1	2	0	1	2	1	0	1	4	3	2	3	1	0	1	1	17
83 Past Positive PPD's	2	6	6	5	6	6	3	5	7	7	6	7	9	6	4	6	68
84 Chest X-rays for new and past positive PPD	1	3	7	4	6	8	5	6	10	10	5	8	9	5	8	7	77
85 Abnormal Chest X-rays	0	0	0	0	0	0	0	0	0	0	0	0	0	0	0	0	0
86 CT scans to r/o TB	0	0	0	0	0	0	0	0	0	0	0	0	0	0	0	0	0
87 Inmates on 4-drug TB therapy	0	0	0	0	0	0	0	0	0	0	0	0	0	0	0	0	0
88 Treatment	0	0	0	0	0	0	0	0	0	0	0	0	0	0	0	0	0
HIV Services																	
89 Number of Tested HIV +	0	0	4	1	1	0	2	1	5	2	2	3	3	3	4	3	26
90 New Positive Results	0	0	0	0	0	0	0	0	0	0	0	0	0	0	0	0	0
91 Number on Rx	4	4	8	5	5	2	4	4	1	2	2	2	3	3	2	3	40
92 Active Cases	4	5	8	6	6	2	5	4	2	3	4	3	4	3	3	3	49
93 Previously Dx Hepatitis C	46	33	40	40	43	57	48	49	62	46	38	49	33	23	39	32	508
94 Newly Dx Hepatitis C	0	0	1	0	0	0	0	0	0	0	0	0	0	0	0	0	1
95 # of Hepatitis C Patients on Medication	2	1	0	1	0	0	0	0	1	1	1	1	0	0	0	0	6
96 Vaccines	0	0	0	0	0	0	0	0	0	0	0	0	0	0	0	0	0
97 Influenza	9	7	14	10	5	5	0	3	0	0	0	0	4	14	6	8	64
98 Hepatitis / Twinrex	0	0	0	0	0	0	0	0	0	0	0	0	0	0	0	0	0
99 Pneumovax	0	0	0	0	0	0	0	0	0	0	0	0	0	0	0	0	0
100 Tetanus	3	2	3	3	1	3	0	1	2	2	2	2	1	1	1	1	21
101 Vivitrol Other	2	0	0	1	1	1	1	1	1	2	1	1	1	1	3	2	14
Inmate Deaths																	
102 In Facility	0	0	0	0	0	0	0	0	0	0	0	0	0	0	0	0	0
103 Out of Facility	0	0	0	0	0	0	0	0	0	0	0	0	0	0	0	0	0
Dental Services																	
104 Number of Evaluations	60	57	50	56	64	47	54	55	63	61	50	58	49	58	53	53	490
105 Number of Patients Treated	17	14	19	17	29	25	19	24	29	24	21	25	28	24	14	22	237
106 Extractions	11	8	11	10	25	23	15	21	17	23	20	20	18	19	13	17	203
107 X-Rays	17	10	10	12	16	20	15	17	22	15	29	22	19	21	13	18	207
108 Cleanings	2	2	5	3	1	0	0	0	3	0	1	1	3	1	1	2	19
108 Fillings	4	4	3	4	2	2	4	3	8	1	0	3	7	3	0	3	38

OCEAN COUNTY DEPARTMENT OF CORRECTIONS
2019

	JAN	FEB	MAR	1st Q AVG	APR	MAY	JUN	2nd Q AVG	JUL	AUG	SEP	3rd Q AVG	OCT	NOV	DEC	4th Q AVG	TOTAL
109 Root Canal	0	0	0	0	1	0	0	0	1	0	0	0	0	1	0	0	3
Mental Health Services																	
110 Psychiatrist Encounters	51	48	50	50	67	41	41	50	55	66	71	64	41	52	58	50	641
111 Counselor Encounters	973	878	992	948	960	953	1075	996	1191	1102	1193	1162	1274	1124	1073	1157	12788
112 Drug and Alcohol Encounters	151	81	106	113	62	83	121	89	157	131	185	158	243	250	233	242	1803
Safe Cell Units (rubber rooms)																	
113 # Admissions	15	10	9	11	11	6	12	10	11	18	9	13	10	7	8	8	126
114 # Days	15	11	9	12	12	6	15	11	14	25	21	20	10	13	8	10	159
115 Average LOS	1	1	1	1	1	1	1	1	1	1	1	1	1	1	1	1	12
116 # Adm to State Psychiatric Hospital	1	0	0	0	0	0	0	0	0	0	1	0	0	1	0	0	3
117 # of Suicide Attempts	0	0	0	0	0	0	0	0	0	1	1	1	0	1	0	0	3
118 # of Completed Suicides	0	0	0	0	0	0	0	0	0	0	0	0	0	0	0	0	0
Social Service- Mental Health																	
119 Intakes	439	387	457	428	434	441	484	453	458	444	441	448	438	360	327	375	5110
120 Initial Psych Evaluations	26	22	25	24	26	19	18	21	22	29	23	25	19	24	28	24	281
Restraint Utilization																	
121 # of Custody Restraints	0	0	0	0	0	0	0	0	0	0	0	0	0	0	0	0	0
122 # of Clinical Restraints	0	0	0	0	0	0	0	0	0	0	0	0	0	0	0	0	0
Prescription Services																	
123 Number inmates on Medication	172	178	168	173	170	172	180	174	182	167	175	175	175	168	162	168	2069
124 Number of HIV Medications	4	4	8	5	6	2	4	4	1	2	2	2	3	3	2	3	41
125 Number of I/P on psych Medications	25	23	28	25	27	24	21	24	25	25	26	25	25	23	20	23	292
ER/Outpatient/Hospital Utilization																	
126 Total # of Emergency Room Visits	0	0	1	0	2	6	3	4	3	2	6	4	5	2	5	4	35
127 Total # of Inpatients	3	0	4	2	8	6	3	6	3	4	1	3	1	1	3	2	37
128 Total # of Inpatient Days	18	0	9	9	33	14	9	19	7	17	8	11	1	2	5	3	123
Infirmiry Admissions																	
129 Average Inmate population	5	5	7	6	6	5	7	6	7	9	8	8	6	7	7	7	79
Sentinel Events																	
130 Medical	0	0	0	0	0	0	0	0	0	0	0	0	0	0	0	0	0
131 Psych	0	0	0	0	0	0	0	0	0	0	0	0	0	0	0	0	0
132 Dental	0	0	0	0	0	0	0	0	0	0	0	0	0	0	0	0	0
133 Med Errors	0	0	0	0	0	0	0	0	0	0	0	0	0	0	0	0	0
134 Other	0	0	0	0	0	0	0	0	0	0	0	0	0	0	0	0	0
Grievances																	
135 Number Received	1	2	6	3	3	2	7	4	10	12	6	9	11	7	7	8	74

OCEAN COUNTY DEPARTMENT OF CORRECTIONS
2019

	JAN	FEB	MAR	1st Q AVG	APR	MAY	JUN	2nd Q AVG	JUL	AUG	SEP	3rd Q AVG	OCT	NOV	DEC	4th Q AVG	TOTAL
136 Number Answered	1	2	6	3	3	2	7	4	8	12	6	9	11	7	7	8	72
137 Number Appealed	0	0	1	0	0	0	1	0	2	2	0	1	0	0	0	0	6
138 Number Pending	0	0	0	0	0	0	0	0	0	0	0	0	0	0	0	0	0

OCEAN COUNTY DEPARTMENT OF CORRECTIONS
2020

On-site Inmate Health Services Utilization		JAN	FEB	MAR	1st Q AVG	APR	MAY	JUN	2nd Q AVG	JUL	AUG	SEP	3rd Q AVG	OCT	NOV	DEC	4th Q AVG	TOTAL
MONTHLY CENSUS (County)																		
1	Total Number of Admissions	523	521	269	438	78	132	176	542	301	277	250	276	273	209	200	227	3209
2	Average Daily Population	358	357	363	359	186	191	214	197	236	301	303	280	287	308	309	301	3413
3	Male	318	310	312	313	168	173	188	176	211	268	264	248	250	266	278	265	3006
4	Female	40	47	51	46	18	18	26	21	25	33	39	32	37	42	31	37	407
Admission Screenings																		
287																		
5	Intake Screenings	523	521	269	438	78	132	176	129	301	277	250	276	273	209	200	227	3209
6	To ER Prior to Jail	0	0	1	0	0	0	0	0	0	0	0	0	0	0	0	0	1
7	Refused At Jail For Clearance	0	0	1	0	0	0	0	0	0	0	0	0	0	0	0	0	1
8	Admitted to Hospital	0	0	0	0	0	0	0	0	0	0	0	0	0	0	0	0	0
MAT																		
9	Placed on Withdrawal Management	297	293	147	246	46	86	105	79	160	137	149	149	163	105	124	131	1812
10	Completed Withdrawal Protocol	128	146	64	113	30	32	63	42	82	69	87	79	91	69	59	73	920
11	# of Completed UDS	461	461	249	390	71	123	165	120	279	273	274	275	289	193	192	225	3030
12	# Refused UDS	58	37	11	35	4	5	9	6	23	16	20	20	14	16	9	13	222
13	# of I/P with Positive UDS	336	458	181	325	57	95	133	95	219	135	197	184	220	104	126	150	2261
14	# of Pts Initiated on Subutex	0	0	0	0	0	0	1	0	1	0	0	0	0	0	0	0	2
15	# Of Pts Initiated on Methadone	1	0	1	1	1	1	0	1	2	1	2	2	0	0	0	0	9
16	# of Pts Continued on Methadone	4	3	2	3	0	1	0	0	0	1	2	1	2	1	1	1	17
17	# of Pts Initiated on Suboxone	3	3	1	2	0	1	3	1	6	5	4	5	1	2	3	2	32
18	# of Pts Continued on Suboxone	3	3	6	4	4	5	6	5	10	11	9	10	7	7	7	7	78
19	# of Pts Initiated on Vivitrol	1	2	2	2	2	1	2	2	1	0	1	1	0	2	2	1	16
21	# of Pts Continued on Vivitrol	1	1	1	1	1	0	2	1	1	3	2	2	2	2	2	2	18
Nursing Services																		
22	SICK CALL	147	76	80	101	64	40	44	49	41	86	63	63	137	65	63	88	906
23	Code Blue Encounters	0	0	0	0	0	1	0	0	0	0	0	0	1	0	1	1	3
24	Segregation Rounds	79	95	160	111	130	83	117	110	116	124	139	126	151	124	114	130	1432

OCEAN COUNTY DEPARTMENT OF CORRECTIONS
2020

	JAN	FEB	MAR	1st Q AVG	APR	MAY	JUN	2nd Q AVG	JUL	AUG	SEP	3rd Q AVG	OCT	NOV	DEC	4th Q AVG	TOTAL
25 All nursing interactions based on a physicians order that has been implemented into Sapphire. This includes all vitals - pulse, weight, pulse oximetry, temp, respirations, BPs (sitting, standing)/Wounds/Hydration/Diabetics, etc... (excludes screenings & medications)	12752	11792	8612	11052	7836	11497	12896	10743	17864	17885	19344	18364	18378	16154	23501	19344	178511
26 Food Service/Worker Clearance	61	36	35	44	29	11	25	22	30	23	19	24	18	23	22	21	332
27 Halfway House Clearance	0	0	0	0	0	0	0	0	0	0	0	0	0	0	0	0	0
28 Total Nursing	13039	11999	8887	11308	8059	11632	13082	10924	18051	18118	19565	18578	18685	16366	23701	19584	181184
Physician/Mid-Level Services																	
29 Sick Calls	128	137	119	128	76	62	89	76	99	112	110	107	101	98	115	105	1246
30 Intake Physicals	180	176	130	162	42	91	120	84	171	169	159	166	151	121	136	136	1646
31 Annual Physicals	2	6	3	4	6	6	6	6	3	1	9	4	9	8	7	8	66
32 Chronic Care Visit	119	118	86	108	48	64	59	57	69	75	107	84	108	73	92	91	1018
33 Total Physician	429	437	338	401	172	223	274	223	342	357	385	361	369	300	350	340	3976
Chronic Care Encounters																	
34 Cardiac	22	16	12	17	12	12	12	12	10	17	16	14	13	13	14	13	169
35 Pulmonary	8	8	5	7	3	4	3	3	2	6	5	4	5	5	8	6	62
36 Endocrine	2	7	6	5	0	1	6	2	1	3	5	3	3	1	7	4	42
37 Infectious Disease	58	54	32	48	15	23	21	20	36	28	52	39	62	33	34	43	448
38 Neurology	1	1	0	1	0	1	1	1	0	2	2	1	3	2	1	2	14
39 other	28	32	31	30	18	23	16	19	20	19	27	22	22	19	28	23	283
40 Total C. C. Encounter	119	118	86	108	48	64	59	57	69	75	107	84	108	73	92	91	1018
On-site Consults & Diagnostic																	
Special Services																	
41 Radiology	35	40	54	43	18	23	21	21	36	33	66	45	22	36	26	28	410
42 EKG	5	2	1	3	2	0	0	1	1	2	3	2	2	1	3	2	22
43 Physical Therapy	12	4	2	6	0	0	2	1	3	11	7	7	5	6	0	4	52
44 Ultrasound	3	1	2	2	0	1	0	0	2	3	6	4	2	0	5	2	25
45 # of Blood Draws (patients)	122	132	131	128	55	58	75	63	100	121	100	107	114	103	127	115	1238
46 # of Lab Tests	206	218	283	236	110	115	165	130	205	241	185	210	185	219	259	221	2391
Off-site Specialty Consultations and Diagnostic Services																	
47 ENT	2	1	0	1	0	0	1	0	3	1	0	1	0	3	0	1	11
48 Cardiology	0	1	0	0	0	0	0	0	1	2	2	2	3	0	0	1	9

OCEAN COUNTY DEPARTMENT OF CORRECTIONS
2020

	JAN	FEB	MAR	1st Q AVG	APR	MAY	JUN	2nd Q AVG	JUL	AUG	SEP	3rd Q AVG	OCT	NOV	DEC	4th Q AVG	TOTAL
49 Dermatology	3	0	0	1	0	0	0	0	0	0	0	0	1	1	1	1	6
50 Dialysis	0	0	0	0	0	0	0	0	0	0	0	0	0	0	0	0	0
51 Gastrology	2	2	2	2	0	0	0	0	0	1	0	0	1	1	0	1	9
52 General Surgery	4	0	1	2	1	0	1	1	0	0	1	0	0	0	1	0	9
53 Infectious Disease	0	2	0	1	0	0	0	0	0	0	1	0	2	0	0	1	5
54 Mammogram (male)	0	0	0	0	0	0	0	0	0	0	0	0	0	0	0	0	0
55 Neurology	1	0	0	0	0	0	0	0	0	0	0	0	0	0	0	0	1
56 Nephrology	0	0	0	0	0	0	0	0	0	0	0	0	0	0	0	0	0
57 Oncology	0	0	0	0	0	0	15	5	11	1	2	5	0	0	0	0	29
58 OP Surgery	0	0	0	0	0	0	0	0	0	0	0	0	0	0	0	0	0
59 Ophthalmology	2	1	1	1	0	0	3	1	4	2	2	3	1	4	2	2	22
60 Oral Surgery	0	0	0	0	0	0	0	0	0	0	0	0	0	0	0	0	0
61 Orthopedist	1	3	4	3	1	0	4	2	2	2	4	3	0	1	0	0	22
62 Podiatrist (OFF-SITE)	0	0	0	0	0	0	0	0	0	0	1	0	0	0	0	0	1
63 Podiatrist (ON-SITE)	11	10	9	10	0	0	7	2	8	10	10	9	5	8	0	4	78
64 Pulmonary	0	0	0	0	0	0	0	0	1	0	0	0	0	0	0	0	1
65 Surgery (Specialty)	0	0	0	0	0	0	0	0	1	1	0	1	0	0	0	0	2
66 Urology	0	3	2	2	0	1	0	0	2	2	2	2	2	3	1	2	18
67 Wound Care	0	0	0	0	0	0	0	0	0	3	5	3	4	1	0	2	13
68 Radiology/Nuclear Medicine	0	0	0	0	0	0	2	1	3	4	4	4	4	1	1	2	19
Woman's Health																	
69 GYN Visits	0	0	0	0	0	0	1	#DIV/0!	0	0	0	0	0	1	0	0	2
70 # of Pregnant Females	6	10	4	7	3	2	2	2	3	4	6	4	3	0	4	2	47
71 # of OB Visits	0	0	1	0	0	0	1	0	2	3	3	3	3	0	0	1	13
72 # of Deliveries	0	0	0	0	0	0	0	0	0	0	0	0	0	0	0	0	0
73 # of Preg Females on Methadone/Sub	5	8	3	5	2	1	2	2	3	4	5	4	2	0	3	2	38
74 # of Mammograms	1	1	0	1	0	0	1	0	0	0	0	0	0	0	0	0	3
75 # of Fetal Ultrasound	0	0	0	0	1	0	1	1	2	1	1	1	1	0	0	0	7

#DIV/0!

Infection Control																	
TB Surveillance																	
76 PPD's Ordered	431	433	231	365	73	129	166	123	257	241	230	243	241	216	178	212	2826
77 PPD's administered	184	184	107	158	40	63	96	66	136	123	138	132	140	121	88	116	1420
78 Inmates released prior to PPD admin	247	249	124	207	33	66	70	56	121	118	92	110	101	95	90	95	1406

OCEAN COUNTY DEPARTMENT OF CORRECTIONS
2020

	JAN	FEB	MAR	1st Q AVG	APR	MAY	JUN	2nd Q AVG	JUL	AUG	SEP	3rd Q AVG	OCT	NOV	DEC	4th Q AVG	TOTAL
79	Immates released prior to PPD read	21	25	14	20	9	9	15	17	20	10	16	26	8	23	19	208
80	PPD's read	163	159	93	138	31	54	52	119	98	128	115	114	113	65	97	1207
81	Refused to be tested	1	1	3	2	1	0	0	0	0	0	0	1	0	0	0	7
82	New Positive PPD's	0	2	1	1	1	0	1	1	2	2	2	0	1	0	0	13
83	Past Positive PPD's	4	5	2	4	0	0	1	2	0	0	1	0	0	2	1	17
84	Chest X-rays for new and past positive PPD	8	6	8	7	3	1	2	1	2	6	3	3	1	1	2	43
85	Abnormal Chest X-rays	0	0	0	0	0	0	0	0	0	0	0	0	0	0	0	0
86	CT scans to r/o TB	0	0	0	0	0	0	0	0	0	0	0	0	0	0	0	0
87	Immates on 4-drug TB therapy	0	1	1	1	1	1	1	1	1	1	1	1	1	1	1	10
88	Treatment	0	0	0	0	0	0	0	0	0	0	0	0	0	0	0	0
HIV Services																	
89	Number of Tested HIV +	0	0	2	1	1	2	1	0	5	4	3	1	2		2	17
90	New Positive Results	0	0	0	0	0	0	0	0	0	2	1	0	0	0	0	2
91	Number on Rx	3	4	2	3	4	2	2	1	2	3	2	2	2	3	2	29
92	Active Cases	5	5	4	5	2	1	3	1	3	3	2	2	2	3	2	36
93	Previously Dx Hepatitis C	34	34	15	28	7	18	12	21	10	30	20	26	15	31	24	251
94	Newly Dx Hepatitis C	0	0	0	0	0	0	0	0	0	0	0	0	0	0	0	0
95	# of Hepatitis C Patients on Medication	0	0	0	0	0	0	0	0	0	0	0	0	0	0	0	0
96	Vaccines	0	0	0	0	0	0	0	0	0	0	0	0	0	0	0	0
97	Influenza	18	2	0	7	0	0	0	0	0	0	0	0	0	0	0	0
98	Hepatitis / Twinrex	0	0	0	0	0	0	0	0	0	0	0	0	0	0	0	0
99	Pneumovax	0	1	0	0	1	0	0	0	0	0	0	0	0	0	0	2
100	Tetanus	1	0	1	1	1	0	0	0	0	1	0	0	0	0	0	4
Inmate Deaths																	
101	In Facility	0	0	0	0	0	0	0	0	0	0	0	1	0	0	0	1
102	Out of Facility	0	0	0	0	0	1	0	0	0	0	0	0	0	0	0	1
Dental Services																	
103	Number of Evaluations	51	42	32	42	12	17	16	29	22	39	30	42	41	15	33	270
104	Number of Patients Treated	25	19	16	20	12	14	11	7	6	13	9	12	14	5	10	115
105	Extractions	19	13	13	15	0	0	3	7	4	10	7	7	9	5	7	95
106	X-Rays	13	11	13	12	0	2	5	2	4	11	7	9	8	3	7	84
107	Cleanings	4	2	2	3	0	0	0	0	0	0	0	2	4	0	2	14
108	Fillings	2	4	1	2	0	1	1	3	1	1	2	3	2	1	2	20
109	Root Canal	0	0	0	0	0	0	0	0	0	0	0	0	0	0	0	0

OCEAN COUNTY DEPARTMENT OF CORRECTIONS
2020

	JAN	FEB	MAR	1st Q AVG	APR	MAY	JUN	2nd Q AVG	JUL	AUG	SEP	3rd Q AVG	OCT	NOV	DEC	4th Q AVG	TOTAL
Mental Health Services																	
110 Psychiatrist Encounters	62	67	57	62	33	37	39	36	54	59	55	56	44	37	53	45	597
111 Counselor Encounters	1180	1195	972	1116	492	541	584	539	777	831	831	813	794	604	729	709	9530
112 Drug and Alcohol Encounters	298	258	237	264	65	61	82	69	120	114	114	116	110	43	133	95	1635
Safe Cell Units (rubber rooms)																	
113 # Admissions	9	12	5	9	6	9	10	8	22	14	13	16	16	21	14	17	151
114 # Days	15	17	5	12	6	9	10	8	34	35	19	29	18	26	21	22	215
115 Average LOS	1	1	1	1	1	1	1	1	1	2	1	1	1	1	1	1	13
116 # Adm to State Psychiatric Hospital	1	0	0	0	0	0	1	0	0	0	0	0	0	0	0	0	2
117 # of Suicide Attempts	0	0	0	0	0	0	0	0	0	1	0	0	0	1	0	0	2
118 # of Completed Suicides	0	0	0	0	0	1	0	0	0	0	0	0	1	0	0	0	2
Social Service- Mental Health																	
119 Intakes	436	429	222	362	75	123	167	122	275	255	246	259	250	196	190	212	2864
120 Initial Psych Evaluations	30	30	24	28	4	9	17	10	24	23	27	25	14	13	20	16	235
Restraint Utilization																	
121 # of Custody Restraints	0	0	0	0	0	0	0	0	0	1	0	0	0	0	0	0	1
122 # of Clinical Restraints	1	0	0	0	1	0	0	0	0	0	1	0	0	0	1	0	4
Prescription Services																	
123 Number inmates on Medication	172	174	133	160	98	102	112	104	125	129	138	131	137	136	125	133	1581
124 Number of HIV Medications	3	4	2	3	4	2	1	2	1	2	2	2	2	2	2	2	27
125 Number of I/P on psych Medications	21	27	19	22	15	20	14	16	17	16	23	19	19	16	26	20	233
ER/Outpatient/Hospital Utilization																	
126 Total # of Emergency Room Visits	4	4	7	5	0	3	1	1	4	6	4	5	2	5	2	3	42
127 Total # of Inpatients	3	1	3	2	0	1	1	1	2	3	1	2	3	0	2	2	20
128 Total # of Inpatient Days	15	1	7	8	0	2	4	2	6	12	4	7	14	0	8	7	73
Inpatient Admissions																	
129 Average Inmate population	7	8	7	7	7	7	7	7	8	9	8	8	9	8	8	8	93
Sentinel Events																	
130 Medical	0	0	0	0	0	0	0	0	0	0	0	0	0	0	0	0	0
131 Psych	0	0	0	0	0	0	0	0	0	0	0	0	0	0	0	0	0
132 Dental	0	0	0	0	0	0	0	0	0	0	0	0	0	0	0	0	0
133 Med Errors	0	0	0	0	0	0	0	0	0	0	0	0	0	0	0	0	0
134 Other	0	0	0	0	0	0	0	0	0	0	0	0	0	0	0	0	0
Grievances																	
135 Number Received	7	6	12	8	9	5	6	7	11	5	12	9	15	7	13	12	108
136 Number Answered	7	6	12	8	9	5	6	7	11	5	12	9	15	7	13	12	108

OCEAN COUNTY DEPARTMENT OF CORRECTIONS
2020

	JAN	FEB	MAR	1st Q AVG	APR	MAY	JUN	2nd Q AVG	JUL	AUG	SEP	3rd Q AVG	OCT	NOV	DEC	4th Q AVG	TOTAL
137 Number Appealed	0	0	0	0	0	0	0	0	0	0	0	0	1	0	0	0	1
138 Number Pending	0	0	0	0	0	0	0	0	0	0	0	0	0	0	0	0	0
COVID-19																	
139 I/P on Isolation/Quarantine	0	0	0	0	0	0	4	1	3	0	2	0	2	0	0	1	9
140 Number of I/P Tested	0	0	0	0	0	4	4	3	23	19	21	18	5	15	13	88	
141 Number of I/P Negative	0	0	0	0	0	4	4	3	22	19	21	18	2	15	12	84	
142 Number of I/P Positive	0	0	0	0	0	0	0	0	0	1	0	0	2	0	1	3	
143 Number of Custody/Staff Tested																	
144 Number of Custody/Staff Positive				#DIV/0!				#DIV/0!				#DIV/0!					107
																	107
																	15

OCEAN COUNTY DEPARTMENT OF CORRECTIONS
2021

On-site Inmate Health Services Utilization																	
	JAN	FEB	MAR	1st Q AVG	APR	MAY	JUN	2nd Q AVG	JUL	AUG	SEP	3rd Q AVG	OCT	NOV	DEC	4th Q AVG	TOTAL
MONTHLY CENSUS (County)																	
1	Total Number of Admissions	211	177	236	208	190	235	243	223			#DIV/0!				#DIV/0!	1292
2	Average Daily Population	313	278	274	288	296	298	309	301			#DIV/0!				#DIV/0!	1768
3	Male	283	250	244	259	266	275	286	276			#DIV/0!				#DIV/0!	1604
4	Female	30	28	30	29	30	23	23	25			#DIV/0!				#DIV/0!	164
Admission Screenings																	
5	Intake Screenings	211	177	236	208	190	235	243	223			#DIV/0!				#DIV/0!	1292
6	To ER Prior to Jail	0	0	0	0	0	0	0	0			#DIV/0!				#DIV/0!	0
7	Refused At Jail For Clearance	0	1	0	0	0	0	0	0			#DIV/0!				#DIV/0!	1
8	Admitted to Hospital	0	1	0	0	0	0	0	0			#DIV/0!				#DIV/0!	1
MAT																	
0																	
9	Placed on Withdrawal Management	117	85	150	117	99	131	127	119			#DIV/0!				#DIV/0!	709
10	Completed Withdrawal Protocol	52	43	82	59	54	68	62	61			#DIV/0!				#DIV/0!	361
11	# of Completed UDS	270	173	225	223	184	222	232	213			#DIV/0!				#DIV/0!	1306
12	# Refused UDS	22	13	13	16	5	12	13	10			#DIV/0!				#DIV/0!	78
13	# of I/P with Positive UDS	198	122	182	167	127	151	141	140			#DIV/0!				#DIV/0!	921
14	# of Pis Initiated on Subutex	0	0	0	0	0	0	0	0			#DIV/0!				#DIV/0!	0
15	# Of Pis Initiated on Methadone	1	0	0	0	0	0	0	0			#DIV/0!				#DIV/0!	1
16	# of Pis Continued on Methadone	2	2	2	2	1	1	0	1			#DIV/0!				#DIV/0!	8
17	# of Pis Initiated on Suboxone	1	0	0	0	1	0	0	0			#DIV/0!				#DIV/0!	2
18	# of Pis Continued on Suboxone	4	1	2	2	3	1	1	2			#DIV/0!				#DIV/0!	12
19	# of Narcan Dispensed						116	117									
20	# of Pis Initiated on Vivitrol	3	1	0	1	0	0	1	0			#DIV/0!				#DIV/0!	5
21	# of Pis Continued on Vivitrol	1	1	0	1	1	1	1	1			#DIV/0!				#DIV/0!	5
Nursing Services																	
0																	
22	SICK CALL	53	133	58	81	40	65	40	48			#DIV/0!				#DIV/0!	389
23	Code Blue Encounters	0	0	0	0	0	0	0	0			#DIV/0!				#DIV/0!	0
24	Segregation Rounds	113	20	84	72	36	30	31	32			#DIV/0!				#DIV/0!	314

OCEAN COUNTY DEPARTMENT OF CORRECTIONS
2021

	JAN	FEB	MAR	1st Q AVG	APR	MAY	JUN	2nd Q AVG	JUL	AUG	SEP	3rd Q AVG	OCT	NOV	DEC	4th Q AVG	TOTAL
All nursing interactions based on a physicians order that has been implemented into Saphire. This includes all vitals - pulse, weight, pulse oximetry, temp, respirations, BPs (sitting, standing)/Wounds/Hydration/Diabetics, etc... (excludes screenings & medications)	24352	14020	12271	16881	10846	10315	9186	10116				#DIV/0!				#DIV/0!	80990
25																	
26 Food Service/Worker Clearance	30	32	35	32	22	21	15	19				#DIV/0!				#DIV/0!	155
27 Halfway House Clearance	0	0	0	0	0	0	0	0				#DIV/0!				#DIV/0!	0
28 Total Nursing	24548	14205	12448	17067	10944	10431	9272	10216				#DIV/0!				#DIV/0!	81848
Physician/Mid-Level Services																	
29 Sick Calls	144	131	165	147	119	126	118	121				#DIV/0!				#DIV/0!	803
30 Intake Physicals	112	109	139	120	112	106	120	113				#DIV/0!				#DIV/0!	698
31 Annual Physicals	2	10	6	6	4	6	7	6				#DIV/0!				#DIV/0!	35
32 Chronic Care Visit	111	136	113	120	101	106	93	100				#DIV/0!				#DIV/0!	660
33 Total Physician	369	386	423	393	336	344	338	339	0	0	0	0	0	0	0	0	2196
Chronic Care Encounters																	
34 Cardiac	12	17	17	15	17	17	11	15				#DIV/0!				#DIV/0!	91
35 Pulmonary	4	3	7	5	4	2	2	3				#DIV/0!				#DIV/0!	22
36 Endocrine	2	4	7	4	4	2	3	3				#DIV/0!				#DIV/0!	22
37 Infectious Disease	89	75	52	72	40	45	47	44				#DIV/0!				#DIV/0!	348
38 Neurology	2	2	0	1	3	2	0	2				#DIV/0!				#DIV/0!	9
39 other	2	35	30	22	33	38	30	34				#DIV/0!				#DIV/0!	168
40 Total C.C. Encounter	111	136	113	120	101	106	93	100	0	0	0	0	0	0	0	0	660
On-site Consults & Diagnostic																	
Special Services																	
41 Radiology	33	16	39	29	31	27	26	28				#DIV/0!				#DIV/0!	172
42 EKG	1	3	1	2	2	2	6	3				#DIV/0!				#DIV/0!	15
43 Physical Therapy	4	3	5	4	3	0	4	2				#DIV/0!				#DIV/0!	19
44 Ultrasound	4	2	2	3	3	2	3	3				#DIV/0!				#DIV/0!	16
45 # of Blood Draws (patients)	178	77	109	121	94	78	116	96				#DIV/0!				#DIV/0!	652
46 # of Lab Tests	356		225	291	173		238	206				#DIV/0!				#DIV/0!	992
Off-site Specialty Consultations and Diagnostic Services																	
47 ENT	0	0	2	1	0	0	0	0				#DIV/0!				#DIV/0!	2
48 Cardiology	0	1	1	1	0	1	2	1				#DIV/0!				#DIV/0!	5

OCEAN COUNTY DEPARTMENT OF CORRECTIONS
2021

	JAN	FEB	MAR	1st Q AVG	APR	MAY	JUN	2nd Q AVG	JUL	AUG	SEP	3rd Q AVG	OCT	NOV	DEC	4th Q AVG	TOTAL
49 Dermatology	1	0	1	1	0	0	0	0				#DIV/0!				#DIV/0!	2
50 Dialysis	0	0	13	4	13	12	19	15				#DIV/0!				#DIV/0!	57
51 Gastrology	0	0	1	0	0	1	1	1				#DIV/0!				#DIV/0!	3
52 General Surgery	1	0	0	0	1	0	1	1				#DIV/0!				#DIV/0!	3
53 Infectious Disease	0	0	0	0	0	0	0	0				#DIV/0!				#DIV/0!	0
54 Mammogram (male)	0	0	0	0	0	0	0	0				#DIV/0!				#DIV/0!	0
55 Neurology	0	0	0	0	0	0	1	0				#DIV/0!				#DIV/0!	1
56 Nephrology	0	0	0	0	1	0	0	0				#DIV/0!				#DIV/0!	1
57 Oncology	0	0	0	0	0	0	0	0				#DIV/0!				#DIV/0!	0
58 OP Surgery	0	0	0	0	0	0	0	0				#DIV/0!				#DIV/0!	0
59 Ophthalmology	0	0	0	0	0	0	0	0				#DIV/0!				#DIV/0!	0
60 Oral Surgery	7	0	1	3	1	3	1	2				#DIV/0!				#DIV/0!	13
61 Orthopedist	3	0	1	1	2	0	2	1				#DIV/0!				#DIV/0!	8
62 Podiatrist (OFF-SITE)	2	0	1	1	0	2	2	1				#DIV/0!				#DIV/0!	7
63 Podiatrist (ON-SITE)	0	0	0	0	0	0	0	0				#DIV/0!				#DIV/0!	0
64 Pulmonary	8	0	6	5	6	9	11	9				#DIV/0!				#DIV/0!	40
65 Surgery (Specialty)	0	0	0	0	0	0	0	0				#DIV/0!				#DIV/0!	0
66 Urology	0	0	0	0	0	0	0	0				#DIV/0!				#DIV/0!	0
67 Wound Care	1	0	1	1	0	0	0	0				#DIV/0!				#DIV/0!	2
68 Radiology/Nuclear Medicine	0	0	0	0	0	0	0	0				#DIV/0!				#DIV/0!	0
Woman's Health																	
69 GYN Visits	2	0	1	1	1	3	3	2				#DIV/0!				#DIV/0!	10
70 # of Pregnant Females	0	1	1	1	0	0	0	0				#DIV/0!				#DIV/0!	2
71 # of OB Visits	3	2	2	2	1	1	0	1				#DIV/0!				#DIV/0!	7
72 # of Deliveries	0	0	1	0	0	0	0	0				#DIV/0!				#DIV/0!	#REF!
73 # of Preg Females on Methadone/Sub	0	0	0	0	0	0	0	0				#DIV/0!				#DIV/0!	0
74 # of Mammograms	2	1	1	1	0	0	0	0				#DIV/0!				#DIV/0!	4
75 # of Fetal Ultrasound	1	0	0	0	0	0	0	0				#DIV/0!				#DIV/0!	1
76 PPD's Ordered	190	147	174	170	154	199	204	186				#DIV/0!				#DIV/0!	1068
77 PPD's administered	94	83	60	79	78	58	87	74				#DIV/0!				#DIV/0!	460
Infection Control																	
TB Surveillance																	

OCEAN COUNTY DEPARTMENT OF CORRECTIONS
2021

	JAN	FEB	MAR	1st Q AVG	APR	MAY	JUN	2nd Q AVG	JUL	AUG	SEP	3rd Q AVG	OCT	NOV	DEC	4th Q AVG	TOTAL
78 Inmates released prior to PPD admin	96	64	114	91	76	140	117	111				#DIV/0!				#DIV/0!	607
79 Inmates released prior to PPD read	5	4	2	4	9	3	15	9				#DIV/0!				#DIV/0!	38
80 PPD's read	89	89	58	79	69	56	72	66				#DIV/0!				#DIV/0!	433
81 Refused to be tested	0	0	0	0	0	0	0	0				#DIV/0!				#DIV/0!	0
82 New Positive PPD's	2	0	1	1	0	1	0	0				#DIV/0!				#DIV/0!	4
83 Past Positive PPD's	0	0	1	0	1	0	1	1				#DIV/0!				#DIV/0!	3
84 Chest X-rays for new and past positive PPD	2	0	0	1	1	1	1	1				#DIV/0!				#DIV/0!	5
85 Abnormal Chest X-rays	0	0	0	0	0	0	0	0				#DIV/0!				#DIV/0!	0
86 CT scans to r/o TB	0	0	0	0	0	0	0	0				#DIV/0!				#DIV/0!	0
87 Inmates on 4-drug TB therapy	0	0	0	0	0	0	0	0				#DIV/0!				#DIV/0!	0
88 Treatment	0	0	0	0	0	0	0	0				#DIV/0!				#DIV/0!	0
HIV Services																	
89 Number of Tested HIV	4	0	2	2	1	0	2	1				#DIV/0!				#DIV/0!	9
90 New Positive Results	0	0	0	0	0	0	0	0				#DIV/0!				#DIV/0!	0
91 Number on Rx	2	1	1	1	0	0	1	0				#DIV/0!				#DIV/0!	5
92 Active Cases	2	1	1	1	1	0	1	1				#DIV/0!				#DIV/0!	6
93 Previously Dx Hepatitis C	19	14	14	16	17	33	24	25				#DIV/0!				#DIV/0!	121
94 Newly Dx Hepatitis C	1	0	0	0	0	0	0	0				#DIV/0!				#DIV/0!	1
95 # of Hepatitis C Patients on Medication	0	0	0	0	0	0	0	0				#DIV/0!				#DIV/0!	0
96 Vaccines	0	19	51	23	41	22	16	26				#DIV/0!				#DIV/0!	149
97 Influenza	26	5	0	10	2	0	1	1				#DIV/0!				#DIV/0!	34
98 Hepatitis / Twinrex	0	0	0	0	0	0	0	0				#DIV/0!				#DIV/0!	0
99 Pneumovax	0	0	0	0	0	0	0	0				#DIV/0!				#DIV/0!	0
100 Tetanus	0	0	0	0	0	0	0	0				#DIV/0!				#DIV/0!	0
Inmate Deaths																	
101 In Facility	0	0	0	0	0	0	0	0				#DIV/0!				#DIV/0!	0
102 Out of Facility	0	0	0	0	0	0	0	0				#DIV/0!				#DIV/0!	0
Dental Services																	
103 Number of Evaluations	26	15	22	21	26	21	34	27				#DIV/0!				#DIV/0!	86
104 Number of Patients Treated	17	7	5	10	12	10	8	10				#DIV/0!				#DIV/0!	45
105 Extractions	14	6	4	8	7	7	4	6				#DIV/0!				#DIV/0!	42
106 X-Rays	9	5	4	6	9	6	6	7				#DIV/0!				#DIV/0!	39
107 Cleanings	0	0	0	0	0	1	1	1				#DIV/0!				#DIV/0!	2
108 Fillings	3	1	1	2	3	2	4	3				#DIV/0!				#DIV/0!	14

OCEAN COUNTY DEPARTMENT OF CORRECTIONS
2021

	JAN	FEB	MAR	1st Q AVG	APR	MAY	JUN	2nd Q AVG	JUL	AUG	SEP	3rd Q AVG	OCT	NOV	DEC	4th Q AVG	TOTAL
109 Root Canal	0	0	0	0	0	0	0	0				#DIV/0!				#DIV/0!	0
Mental Health Services																	
110 Psychiatrist Encounters	48	51	73	57	58	46	64	56				#DIV/0!				#DIV/0!	340
111 Counselor Encounters	667	537	812	672	826	800	853	826				#DIV/0!				#DIV/0!	4495
112 Drug and Alcohol Encounters	100	59	107	89	121	117	104	114				#DIV/0!				#DIV/0!	608
Safe Cell Units (rubber rooms)																	
113 # Admissions	7	11	16	11	25	18	13	19				#DIV/0!				#DIV/0!	90
114 # Days	7	14	25	15	35	22	14	24				#DIV/0!				#DIV/0!	117
115 # Related to Housing Issues				#DIV/0!	7	4	2	4				#DIV/0!				#DIV/0!	13
116 # Adm to State Psychiatric Hospital	0	0	0	0	0	0	0	0				#DIV/0!				#DIV/0!	0
117 # of Suicide Attempts	0	0	0	0	1	0	1	1				#DIV/0!				#DIV/0!	2
118 # of Completed Suicides	0	0	0	0	0	0	0	0				#DIV/0!				#DIV/0!	0
Social Service- Mental Health																	
119 Intakes	212	173	220	202	177	225	221	208				#DIV/0!				#DIV/0!	1228
120 Initial Psych Evaluations	21	19	20	20	18	20	20	19				#DIV/0!				#DIV/0!	118
Restraint Utilization																	
121 # of Custody Restraints	0	0	0	0	0	0	0	0				#DIV/0!				#DIV/0!	0
122 # of Clinical Restraints	0	0	0	0	0	0	0	0				#DIV/0!				#DIV/0!	0
Prescription Services																	
123 Number inmates on Medication	150	154	156	153	154	157	157	156				#DIV/0!				#DIV/0!	928
124 Number of HIV Medications	2	1	1	1	0	0	1	0				#DIV/0!				#DIV/0!	5
125 Number of I/P on psych Medications	30	35	28	31	31	36	28	32				#DIV/0!				#DIV/0!	188
ER/Outpatient/Hospital Utilization																	
126 Total # of Emergency Room Visits	2	3	2	2	2	6	3	4				#DIV/0!				#DIV/0!	18
127 Total # of Inpatients	0	1	0	0	0	1	1	1				#DIV/0!				#DIV/0!	3
128 Total # of Inpatient Days	0	12	0	4	0	7	5	4				#DIV/0!				#DIV/0!	24
Infirmity Admissions																	
129 Average Inmate population	7	8	7	7	7	5	9	7				#DIV/0!				#DIV/0!	43
Sentinel Events																	
130 Medical	0	0	0	0	0	0	0	0				#DIV/0!				#DIV/0!	0
131 Psych	0	0	0	0	0	0	0	0				#DIV/0!				#DIV/0!	0
132 Dental	0	0	0	0	0	0	0	0				#DIV/0!				#DIV/0!	0
133 Med Errors	0	0	0	0	0	0	1	0				#DIV/0!				#DIV/0!	1
134 Other	0	0	0	0	0	0	0	0				#DIV/0!				#DIV/0!	0
Grievances																	
135 Number Received	2	8	15	8	15	11	7	11				#DIV/0!				#DIV/0!	58

OCEAN COUNTY DEPARTMENT OF CORRECTIONS
2021

	JAN	FEB	MAR	1st Q AVG	APR	MAY	JUN	2nd Q AVG	JUL	AUG	SEP	3rd Q AVG	OCT	NOV	DEC	4th Q AVG	TOTAL
136 Number Answered	2	8	15	8	15	11	7	11									58
137 Number Appealed	0	0	0	0	0	1	0	0									1
138 Number Pending	0	0	0	0	0	0	0	0									0
COVID-19																	
139 I/P on Isolation/Quarantine				#DIV/0!	1	1		1				#DIV/0!				#DIV/0!	2
140 Number of I/P Tested		906		906	679	675	568	641				#DIV/0!				#DIV/0!	2828
141 Number of I/P Negative				#DIV/0!	0	674	562	412				#DIV/0!				#DIV/0!	1236
142 Number of I/P Positive				#DIV/0!	1	1	6	3								#DIV/0!	8
143 Number of Custody/Staff Tested					95	30		63								#DIV/0!	125
144 Number of Custody/Staff Positive				#DIV/0!	5	1		3				#DIV/0!				#DIV/0!	6

Calendar Year	Total Billed
2021	2021 Charges
Jan-21	\$ 478.38
Feb-21	\$ 3,446.97
Mar-21	\$ 5,668.18
Apr-21	\$ 10,766.86
May-21	\$ 1,388.00
Jun-21	\$ -
Jul-21	\$ -
Aug-21	\$ -
Sep-21	
Oct-21	
Nov-21	
Dec-21	
21 Charges in	
'22	
	<hr/>
	\$ 21,748.39
Annualized	\$ 52,196.14

OFF SITE COSTs OCDC

Calendar Year	Total Billed
2020	Charges
Jan-20	\$ 214.94
Feb-20	\$ 2,076.03
Mar-20	\$ 4,536.89
Apr-20	\$ 2,859.64
May-20	\$ 15,148.11
Jun-20	\$ 1,544.64
Jul-20	\$ 25,004.27
Aug-20	\$ 6,891.13
Sep-20	\$ 26,671.98
Oct-20	\$ 24,846.57
Nov-20	\$ 22,141.37
Dec-20	\$ 5,936.99
20 Charges in	
'21	<hr/>
	\$ 41,776.43
	\$ 179,648.99
Annualized	\$ 179,648.99

Calendar Year	Total Billed
2019	Charges
Jan-19	\$ -

Feb-19	\$ 1,370.70
Mar-19	\$ 385.01
Apr-19	\$ 3,017.46
May-19	\$ 6,013.94
Jun-19	\$ -
Jul-19	\$ 16,493.24
Aug-19	\$ 27,513.61
Sep-19	\$ 17,148.00
Oct-19	\$ 14,050.29
Nov-19	\$ 9,309.60
Dec-19	\$ 10,068.71
19 Charges in	
'20	\$ 26,090.62
	<hr/>
	\$ 131,461.18

PHARMACY CHARGES OCDC

	HIV	Psych			Over the
	Medications	Medications	Hepatitis	Prescriptions	Counter
Calendar Year 2021	\$ 6,572.80	\$ 26,163.32	\$ -	\$ 71,969.99	\$ 7,119.51
Calendar Year 2020	\$ 68,288.98	\$ 37,541.58	\$ -	\$ 120,408.33	\$ 13,648.35
Calendar Year 2019	\$ 73,296.43	\$ 6,349.00	\$ -	\$ 74,246.45	\$ 11,522.15
Calendar Year 2018	\$ 56,676.89	\$ 6,819.91		\$ 109,040.95	\$ 11,258.58

Stock Disp

Fee	Credits	Total
\$ 7,215.82	\$ (11,051.04)	\$ 107,990.40
\$ 13,018.89	\$ (24,252.61)	\$ 228,653.52
\$ 12,120.00	\$ (19,308.36)	\$ 158,225.67
\$ 15,526.24	\$ (32,778.72)	\$ 166,543.85